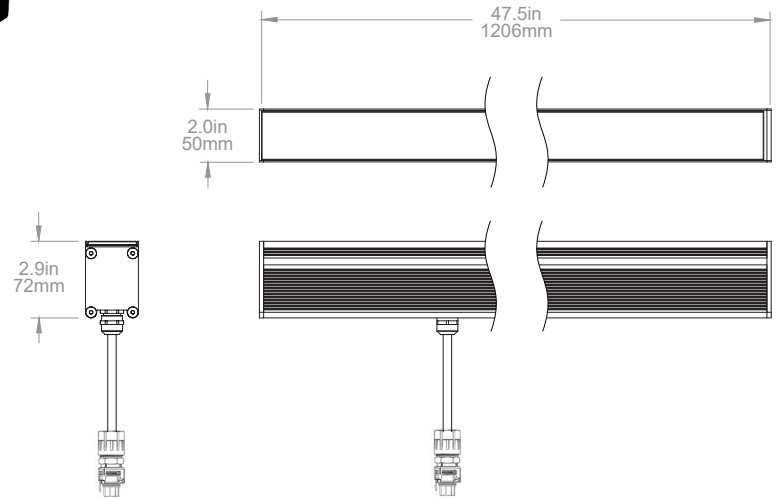


Monochromatic Linear Wall Washing and Grazing LED Lighting

PRODUCT SPECIFICATION SHEET

DATE:	
TYPE:	
COMPANY:	
PROJECT:	



FEATURES:

Lighting Performance:

- Up to 6,600 delivered lumens/meter (2,000 lumens/foot)
- Superior quality of white light with excellent LED to LED color consistency
- Diffusing optical film creates uniform light output immediately adjacent to luminaire

Mechanical Details:

- Compact size, only 47.48in (1206mm) length x 1.96in (50mm) width x 2.85in (72mm) height
- Extruded aluminum body
- 4mm, optically clear tempered glass lens (no yellowing over time)
- IP66 rated with proprietary sealing process
- Certified for 3G ANSI C136.31-2010 Vibration standard for Bridge and Overpass Applications
- 5 pin snap-in input connector, IP68 rated
- Integrated Class 2 LED drivers

Control: 0-10V dimming

Projected Lifetime: L70 > 150,000hrs @ $t_a=25^{\circ}\text{C}$ (77°F)

Operating Temperatures: -40°C to +30°C (-40°F to 86°F)

OPTIONS:

Power Source: 120-277 VAC

Power Options: 20W or 25W per 300mm (1ft)

Nominal Length: 1200mm (4ft)

Beam Distribution: Range of round and elliptical beam angles available, please consult factory

Body Color: Clear matte or black matte anodized

Accessories: Mounting brackets

LED Color: Custom LED color combinations available, please consult factory

SPECIFICATION LOGIC: STR9®W


FAMILY	NOMINAL LENGTH (mm)	BODY COLOR	POWER PER FT	LED COLOR	OPTICS	INPUT VOLTAGE
STR9W	1200	CM BM	20W 25W	2200K 2700K 3000K 3500K 4000K 5000K 6500K RD - Red GR - Green BL - Blue RB - Royal Blue AM - Amber	10 - 10°x10° 30 - 30°x30° 60 - 60°x60° 80 - 80°x80° 10x30 - 10°x30° 10x60 - 10°x60° 30x60 - 30°x60° Other distributions available; consult factory.	AC - 120~277VAC

PRODUCT CONFIGURATION

--	--	--	--	--	--	--

Monochromatic Linear Wall Washing and Grazing LED Lighting

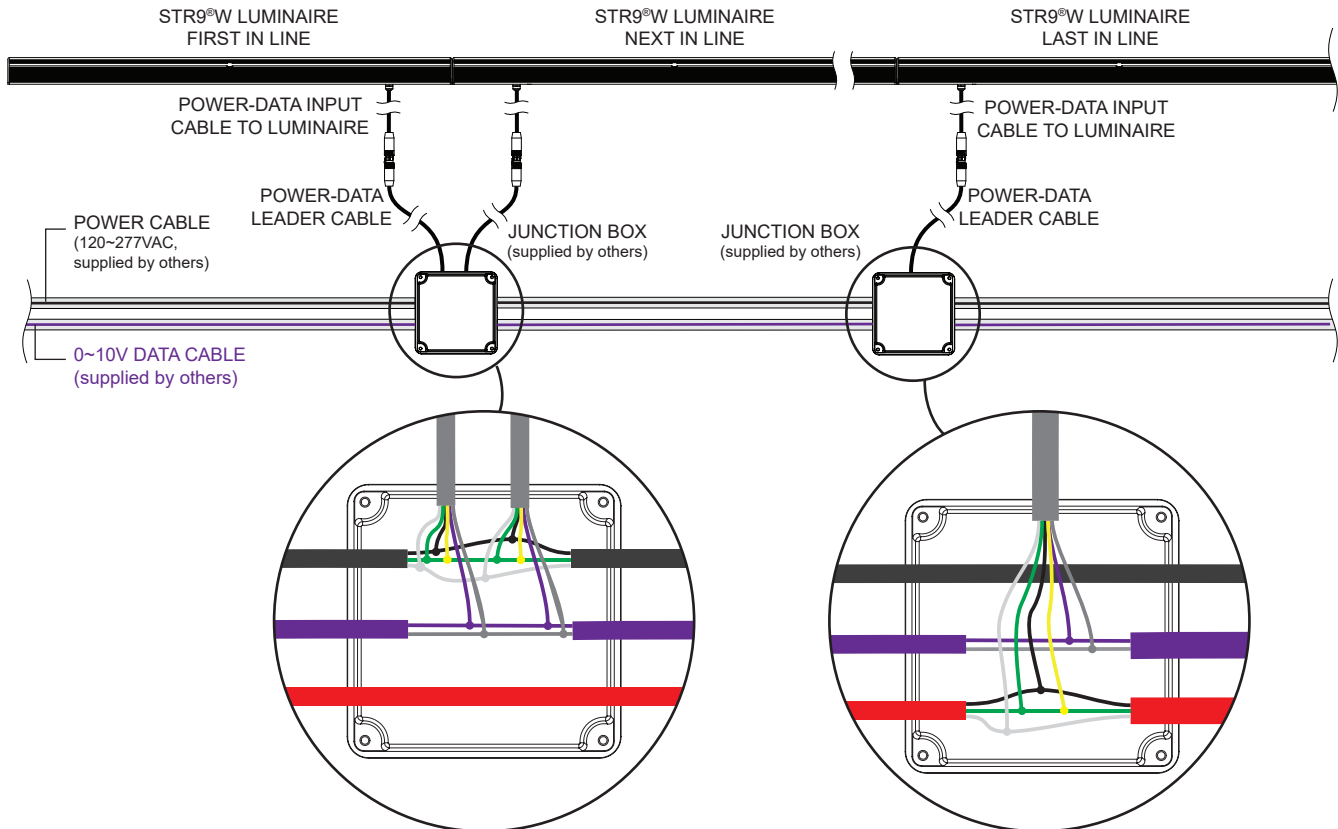
PRODUCT SPECIFICATION SHEET

PRODUCT SPECIFICATIONS: STR9®W				
Electrical	Rated Input Voltage	120-277 VAC		
	Power Consumption	20W 25W		
Optical ¹	Light Source	8 x High Power LEDs per 1ft (300mm)		
	Color Consistency	3 step MacAdam ellipse		
	CCT	3000K, 2200K, 2700K, 3000K, 3500K, 4000K, 5000K, 6500K, AM, RD, GR, BL, RB		
	CRI	Minimum 80		
	Delivered lumens (typical)	Input Voltage	Minimum Luminous Flux (lm/ft)	
		20W 25W	1640 2025	
Beam Angle (FWHM)	10 (10° x 10°), 30 (30°x30°), 60 (60°x60°), 80 (80°x80°), 10x30 (10°x30°), 10x60 (10°x60°), 30x60 (30°x60°)			
Projected Lumen Maintenance	L70 > 150,000hrs @ t _a =25°C (77°F)			
Control	Control Protocol	0~10V		
Physical	Size (WxH)	inches	47.48in length x 1.96in wide x 2.67in high	
		mm	1206mm x 50mm x 68mm	
	Weight	lbs	12.70	
		kg	5.70	
	Housing	Extruded and machined aluminum body, AMMA 611 Class 1 Black Matte Anodized for superior thermal performance and salt spray protection (equivalent to AMMA 2604 powder coating, suitable for 5-year south Florida exposure) Tempered flat glass lens sealed using proprietary process		
	Fixture Connections	5 pin snap-in input connector, IP68 rated		
	Rated Operation Temperature	-40°C to +30°C (-40°F to 86°F)		
Minimum Starting Temperature	-30°C (-22°F)			
Environment	Dry, Damp or Wet Locations			
Certification & Safety	IEC Classification	Class 1 LED Luminaire		
		Constructed to meet requirements outlined in UL1598 & IEC60598 Certified 3G ANSI C136.31-2010 Vibration standard for Bridge and Overpass Applications IP66, IK06		

1. Optical parameters based on 3000K luminaire

These figures are subject to change due to further development and innovations of LED light sources.

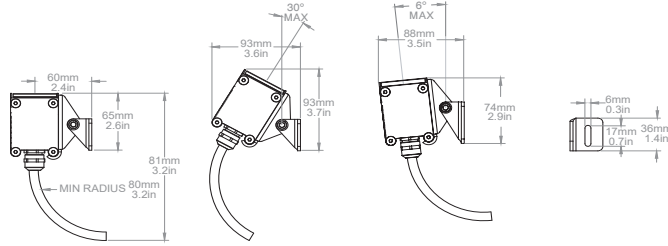
TYPICAL SYSTEM DIAGRAM



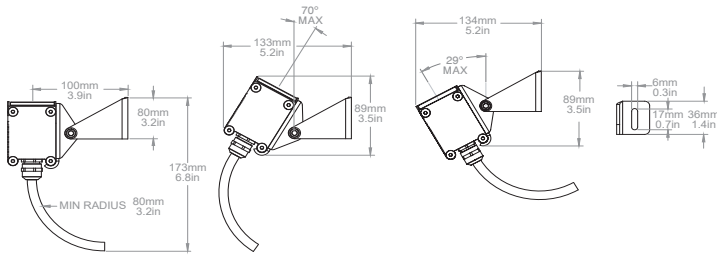
ORDERING LOGIC: STR9® MOUNTING ACCESSORIES

WXX - ADJUSTABLE WALL MOUNT BRACKET KIT

W60 ADJUSTABLE WALL MOUNT

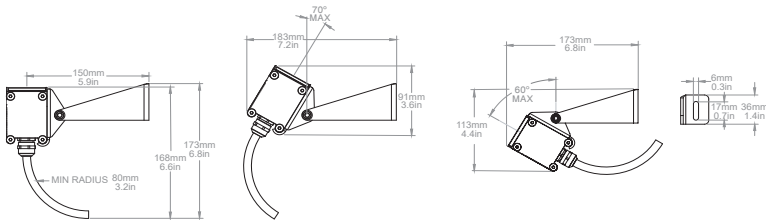


COLOR	PART NUMBER	WEIGHT
Clear Matte Anodized	122962	0.12kg / 0.26lbs
Black Matte Anodized	122963	



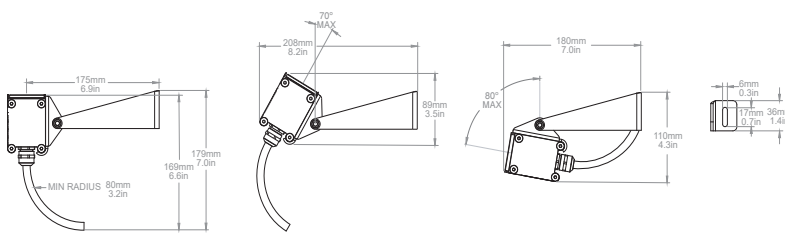
W100 ADJUSTABLE WALL MOUNT

COLOR	PART NUMBER	WEIGHT
Clear Matte Anodized	122964	0.14kg / 0.30lbs
Black Matte Anodized	122965	



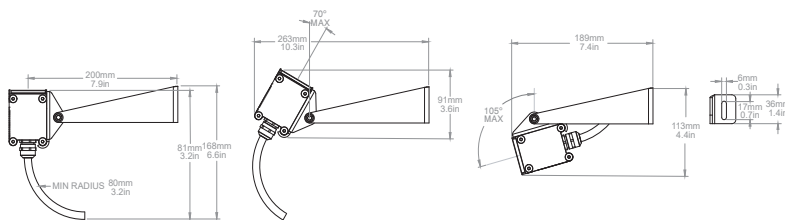
W150 ADJUSTABLE WALL MOUNT

COLOR	PART NUMBER	WEIGHT
Clear Matte Anodized	122966	0.16kg / 0.35lbs
Black Matte Anodized	122967	



W175 ADJUSTABLE WALL MOUNT

COLOR	PART NUMBER	WEIGHT
Clear Matte Anodized	122968	0.17kg / 0.38lbs
Black Matte Anodized	122969	



W200 ADJUSTABLE WALL MOUNT

COLOR	PART NUMBER	WEIGHT
Clear Matte Anodized	122970	0.18kg / 0.40lbs
Black Matte Anodized	122971	