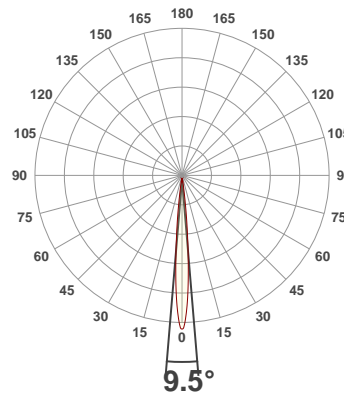
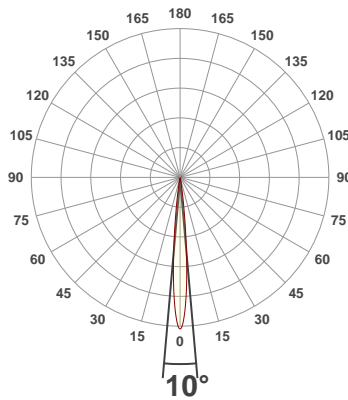




PRODUCT INFORMATION

SERIAL NUMBER:	LL-190626-274-BMS
DATE OF MEASUREMENT:	2019-06-26
SIZE (l x w. x h):	298 mm x 71 mm x 59.5 mm

ANGULAR DISTRIBUTION AT C0/180 | ANGULAR DISTRIBUTION AT C90/270 | LIGHT OUTPUT DATA

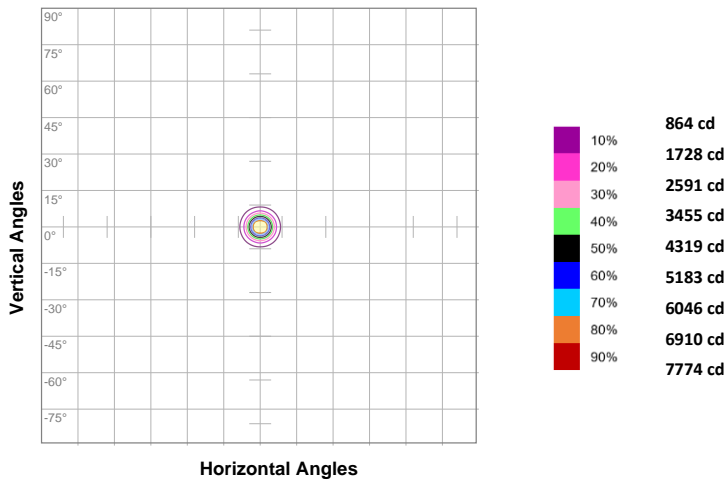


TOTAL LUMEN OUTPUT:	404 lm
EFFICACY:	24 lm/W
PEAK INTENSITY:	8657 cd
COLOR RENDERING INDEX (CRI):	0.0
COLOR TEMPERATURE (CCT):	0K
FIDELITY INDEX (TM30Rf):	0.0
GAMUT INDEX (TM30Rg):	0.0

BEAM OUTPUT DATA

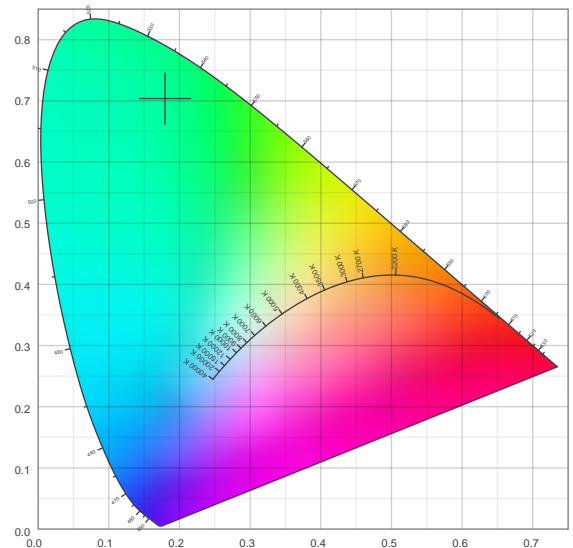
BEAM ANGLE (FWHM) C0/180:	10°
BEAM ANGLE (FWHM) C90/270:	9.5°
FIELD ANGLE (10%) C0/180:	18.8°
FIELD ANGLE (10%) C90/270:	18.3°
NUMBER OF PLANES MEASURED:	8

ISOCANDELA DIAGRAM


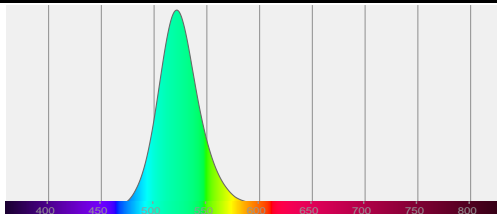


INPUT POWER:	16.6 W
POWER FACTOR:	1.0
OPTICAL POWER:	0.849 mW
PEAK WAVELENGTH:	522 nm
DOMINANT WAVELENGTH:	528 nm

CIE 1931

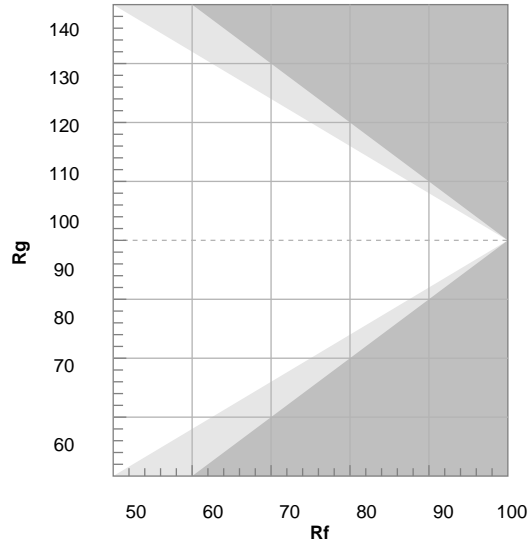


SPECTRAL DISTRIBUTION | CIE 1931 ZOOM



TM30 DETAILS

Hue Bin	R _f	Graphic shifts (%)	
		Chroma	Hue
1	0	0%	0%
2	0	0%	0%
3	0	0%	0%
4	0	0%	0%
5	0	0%	0%
6	0	0%	0%
7	0	0%	0%
8	0	0%	0%
9	0	0%	0%
10	0	0%	0%
11	0	0%	0%
12	0	0%	0%
13	0	0%	0%
14	0	0%	0%
15	0	0%	0%
16	0	0%	0%



FIDELITY INDEX

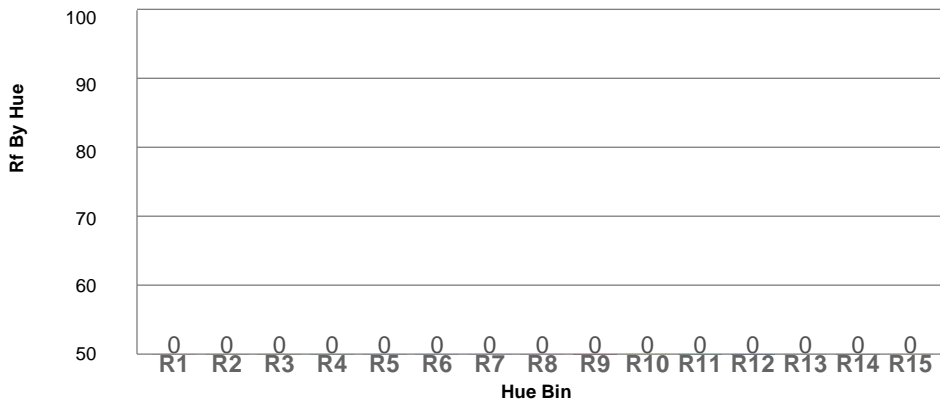
R_f 0.0

GAMUT INDEX


R_g 0.0

Approx. limits for sources on the Planckian locus.
 Approx. limits for practical light sources.

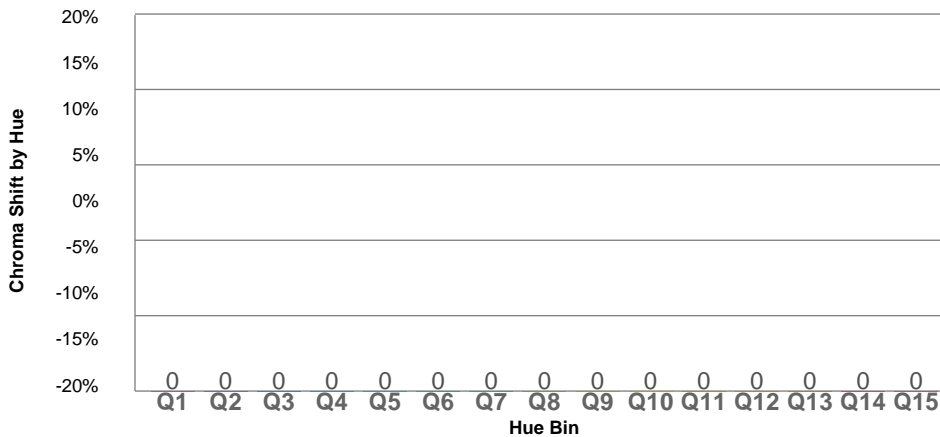
TM30 OVER 50




COLOR VECTOR GRAPHICS

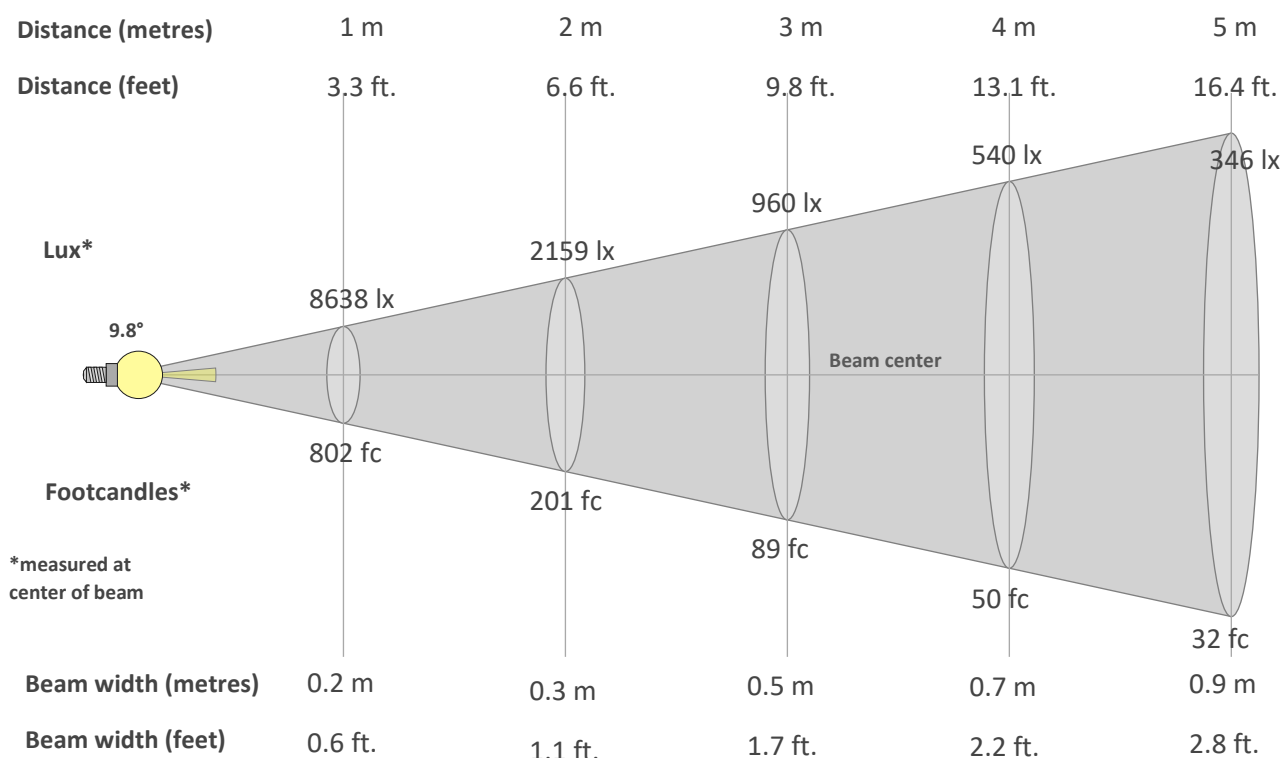


TM30 CHROMA SHIFT



COLOR DISTORTION GRAPHICS



BEAM DETAILS

Beam intensity from 1-20m

1m	2m	3m	4m	5m	6m	7m	8m	9m	10m	11m	12m	13m	14m	15m	16m	17m	18m	19m	20m
3.3ft	6.6ft	9.8ft	13.1ft	16.4ft	19.7ft	23ft	26.2ft	29.5ft	32.8ft	36.1ft	39.4ft	42.7ft	45.9ft	49.2ft	52.5ft	55.8ft	59.1ft	62.3ft	65.6ft
8638lx	2159lx	960lx	540lx	346lx	240lx	176lx	135lx	107lx	86lx	71lx	60lx	51lx	44lx	38lx	34lx	30lx	27lx	24lx	22lx
802.5fc	200.6fc	89.2fc	50.2fc	32.1fc	22.3fc	16.4fc	12.5fc	9.9fc	8fc	6.6fc	5.6fc	4.7fc	4.1fc	3.6fc	3.1fc	2.8fc	2.5fc	2.2fc	2fc

Intensity in 0° c-plane

0°	1°	2°	3°	4°	5°	6°	7°	8°	9°	10°	11°	12°	13°	14°	15°	16°	17°	18°	19°
8638	8402	7714	6747	5581	4313	3130	2166	1479	1005	699	510	384	300	252	221	199	183	165	147
100%	97%	89%	78%	65%	50%	36%	25%	17%	12%	8%	6%	4%	3%	3%	3%	2%	2%	2%	2%

Intensity in 90° c-plane

0°	1°	2°	3°	4°	5°	6°	7°	8°	9°	10°	11°	12°	13°	14°	15°	16°	17°	18°	19°
8638	8341	7577	6548	5281	4026	2939	2045	1351	912	653	491	379	302	252	222	202	187	172	155
100%	97%	88%	76%	61%	47%	34%	24%	16%	11%	8%	6%	4%	3%	3%	3%	2%	2%	2%	2%

Intensity in 180° c-plane

0°	1°	2°	3°	4°	5°	6°	7°	8°	9°	10°	11°	12°	13°	14°	15°	16°	17°	18°	19°
8638	8402	7714	6747	5581	4313	3130	2166	1479	1005	699	510	384	300	252	221	199	183	165	147
100%	97%	89%	78%	65%	50%	36%	25%	17%	12%	8%	6%	4%	3%	3%	3%	2%	2%	2%	2%

Intensity in 270° c-plane

0°	1°	2°	3°	4°	5°	6°	7°	8°	9°	10°	11°	12°	13°	14°	15°	16°	17°	18°	19°
8638	8341	7577	6548	5281	4026	2939	2045	1351	912	653	491	379	302	252	222	202	187	172	155
100%	97%	88%	76%	61%	47%	34%	24%	16%	11%	8%	6%	4%	3%	3%	3%	2%	2%	2%	2%