



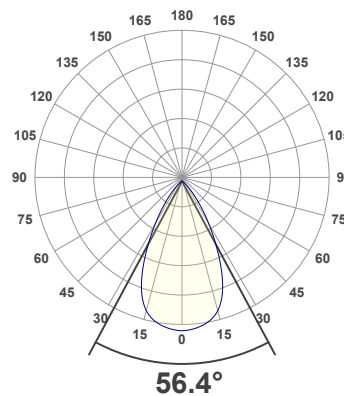
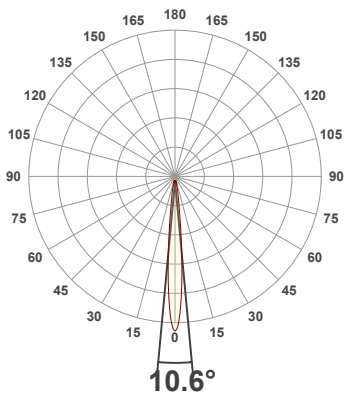
PRODUCT INFORMATION

SERIAL NUMBER: **LL-20190827-550-BMS**

DATE OF MEASUREMENT: **2019-08-27**

SIZE (dia. x h): **298 mm x 59.5 mm**

ANGULAR DISTRIBUTION AT C0/180 | ANGULAR DISTRIBUTION AT C90/270 | LIGHT OUTPUT DATA

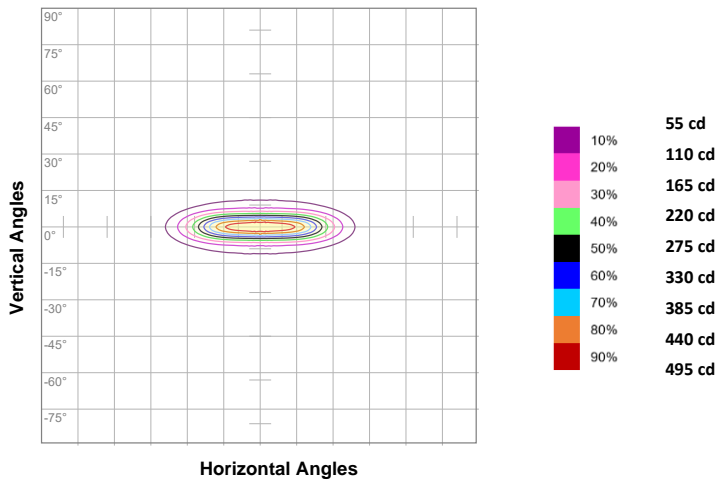


TOTAL LUMEN OUTPUT:	138 lm
EFFICACY:	11 lm/W
PEAK INTENSITY:	551 cd
COLOR RENDERING INDEX (CRI):	N/A
COLOR TEMPERATURE (CCT):	N/A
FIDELITY INDEX (TM30Rf):	N/A
GAMUT INDEX (TM30Rg):	N/A

BEAM OUTPUT DATA

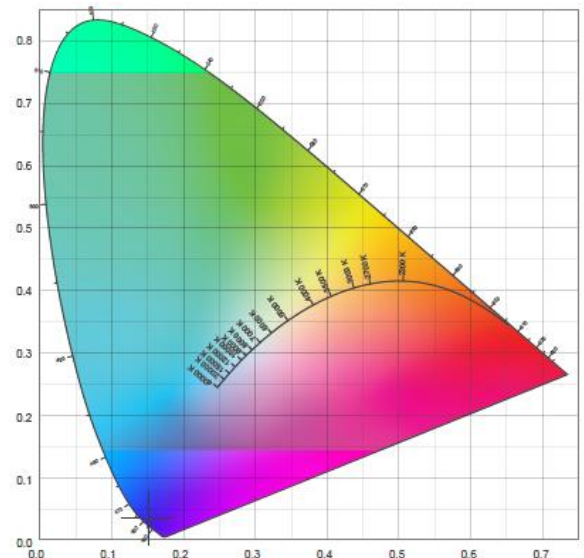
BEAM ANGLE (FWHM) C0/180:	10.6°
BEAM ANGLE (FWHM) C90/270:	56.4°
FIELD ANGLE (10%) C0/180:	24.7°
FIELD ANGLE (10%) C90/270:	86.7°
NUMBER OF PLANES MEASURED:	36

ISOCANDELA DIAGRAM



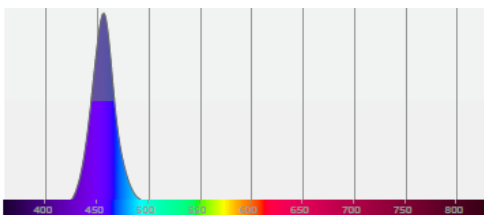
INPUT POWER:	12.2 W
POWER FACTOR:	1.0
OPTICAL POWER:	2.79 mW
PEAK WAVELENGTH:	456 nm
DOMINANT WAVELENGTH:	459 nm

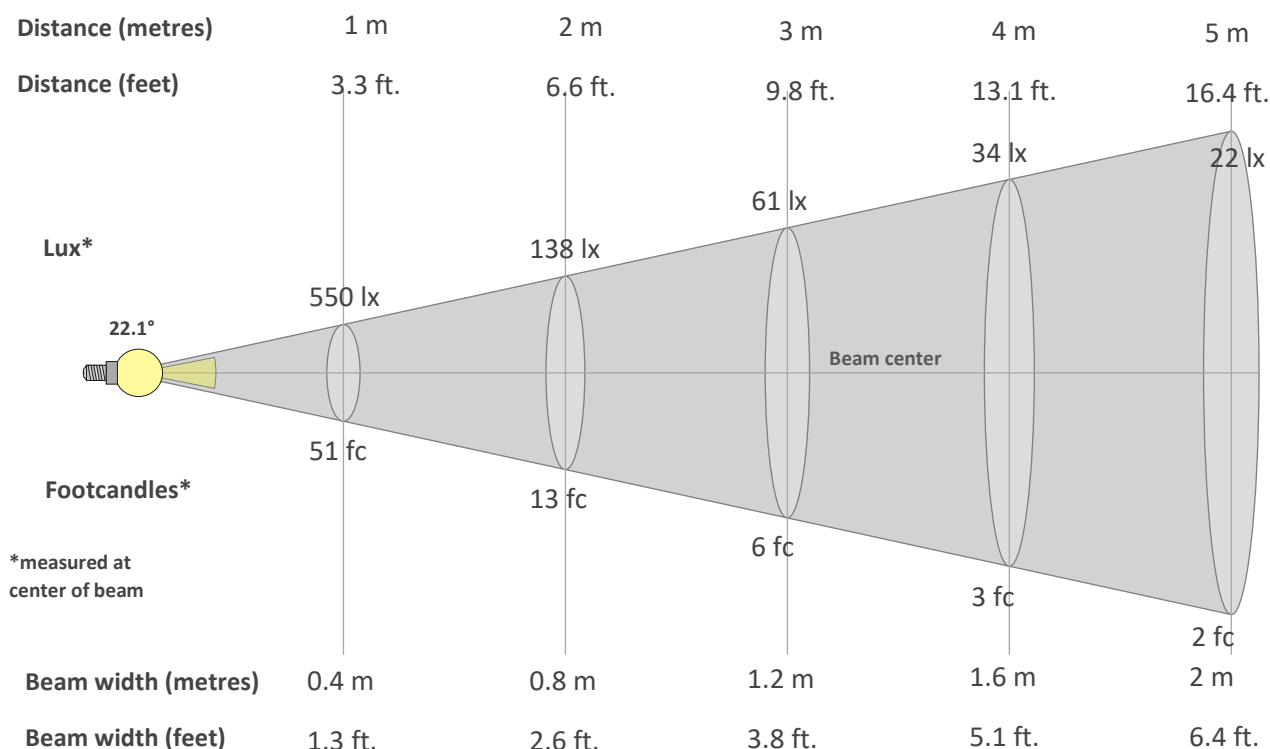
CIE 1931



SPECTRAL DISTRIBUTION

CIE 1931 ZOOM



BEAM DETAILS

Beam intensity from 1-20m

1m	2m	3m	4m	5m	6m	7m	8m	9m	10m	11m	12m	13m	14m	15m	16m	17m	18m	19m	20m
3.3ft	6.6ft	9.8ft	13.1ft	16.4ft	19.7ft	23ft	26.2ft	29.5ft	32.8ft	36.1ft	39.4ft	42.7ft	45.9ft	49.2ft	52.5ft	55.8ft	59.1ft	62.3ft	65.6ft
550lx	138lx	61lx	34lx	22lx	15lx	11lx	9lx	7lx	6lx	5lx	4lx	3lx	3lx	2lx	2lx	2lx	2lx	2lx	1lx
51.1fc	12.8fc	5.7fc	3.2fc	2fc	1.4fc	1fc	0.8fc	0.6fc	0.5fc	0.4fc	0.4fc	0.3fc	0.3fc	0.2fc	0.2fc	0.2fc	0.2fc	0.1fc	0.1fc

Intensity in 0° c-plane

0°	2°	4°	6°	8°	10°	12°	14°	16°	18°	20°	22°	24°	26°	28°	30°	32°	34°	36°	38°
550	496	368	231	134	83	58	44	36	29	23	17	13	10	8	6	5	4	3	3
100%	90%	67%	42%	24%	15%	10%	8%	7%	5%	4%	3%	2%	2%	1%	1%	1%	1%	1%	1%

Intensity in 90° c-plane

0°	2°	4°	6°	8°	10°	12°	14°	16°	18°	20°	22°	24°	26°	28°	30°	32°	34°	36°	38°
550	549	546	543	537	530	521	509	492	470	442	408	368	324	280	238	200	165	135	108
100%	100%	99%	99%	98%	96%	95%	93%	90%	85%	80%	74%	67%	59%	51%	43%	36%	30%	25%	20%

Intensity in 180° c-plane

0°	2°	4°	6°	8°	10°	12°	14°	16°	18°	20°	22°	24°	26°	28°	30°	32°	34°	36°	38°
550	496	368	231	134	83	58	44	36	29	23	17	13	10	8	6	5	4	3	3
100%	90%	67%	42%	24%	15%	10%	8%	7%	5%	4%	3%	2%	2%	1%	1%	1%	1%	1%	1%

Intensity in 270° c-plane

0°	2°	4°	6°	8°	10°	12°	14°	16°	18°	20°	22°	24°	26°	28°	30°	32°	34°	36°	38°
550	549	546	543	537	530	521	509	492	470	442	408	368	324	280	238	200	165	135	108
100%	100%	99%	99%	98%	96%	95%	93%	90%	85%	80%	74%	67%	59%	51%	43%	36%	30%	25%	20%