



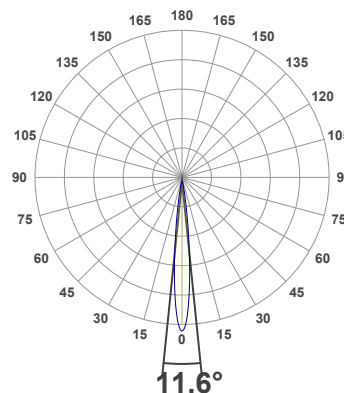
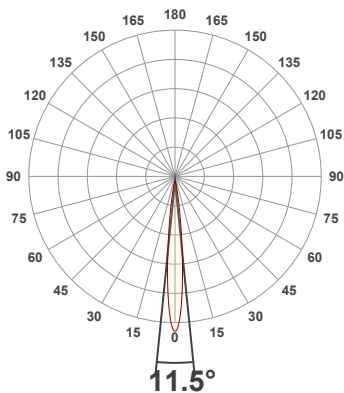
**PRODUCT INFORMATION**

SERIAL NUMBER: LL-20190828-561-BMS

DATE OF MEASUREMENT: 2019-08-28

SIZE (dia. x h): 298 mm x 59.5 mm

**ANGULAR DISTRIBUTION AT C0/180 | ANGULAR DISTRIBUTION AT C90/270 | LIGHT OUTPUT DATA**

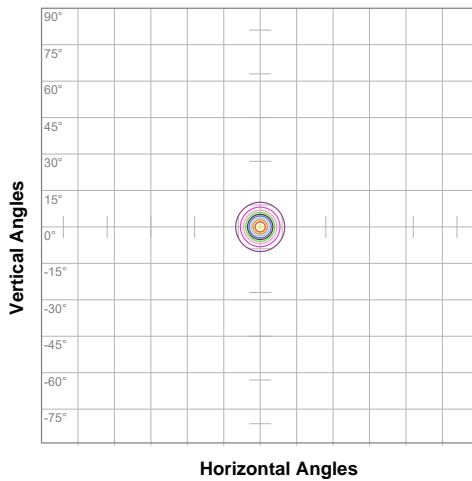


TOTAL LUMEN OUTPUT:	368 lm
EFFICACY:	19 lm/W
PEAK INTENSITY:	6082 cd
COLOR RENDERING INDEX (CRI):	N/A
COLOR TEMPERATURE (CCT):	N/A
FIDELITY INDEX (TM30Rf):	N/A
GAMUT INDEX (TM30Rg):	N/A

**BEAM OUTPUT DATA**

BEAM ANGLE (FWHM)   C0/180:	11.5°
BEAM ANGLE (FWHM)   C90/270:	11.6°
FIELD ANGLE (10%)   C0/180:	22.7°
FIELD ANGLE (10%)   C90/270:	22.5°
NUMBER OF PLANES MEASURED:	12

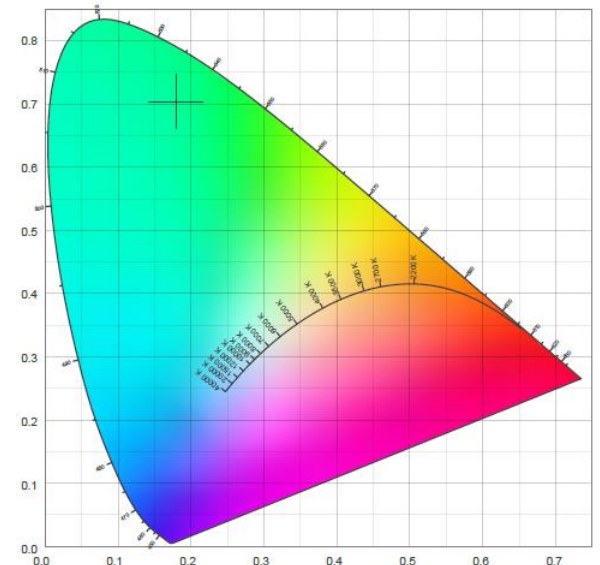
**ISOCANDELA DIAGRAM**



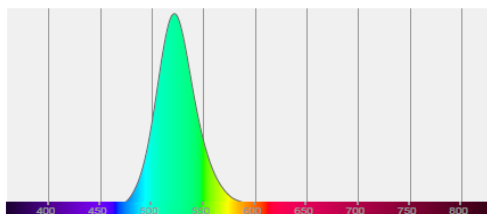
10%	608 cd
20%	1215 cd
30%	1823 cd
40%	2431 cd
50%	3039 cd
60%	3646 cd
70%	4254 cd
80%	4862 cd
90%	5469 cd

INPUT POWER:	19.2 W
POWER FACTOR:	1.0
OPTICAL POWER:	0.849 mW
PEAK WAVELENGTH:	522 nm
DOMINANT WAVELENGTH:	528 nm


**CIE 1931**

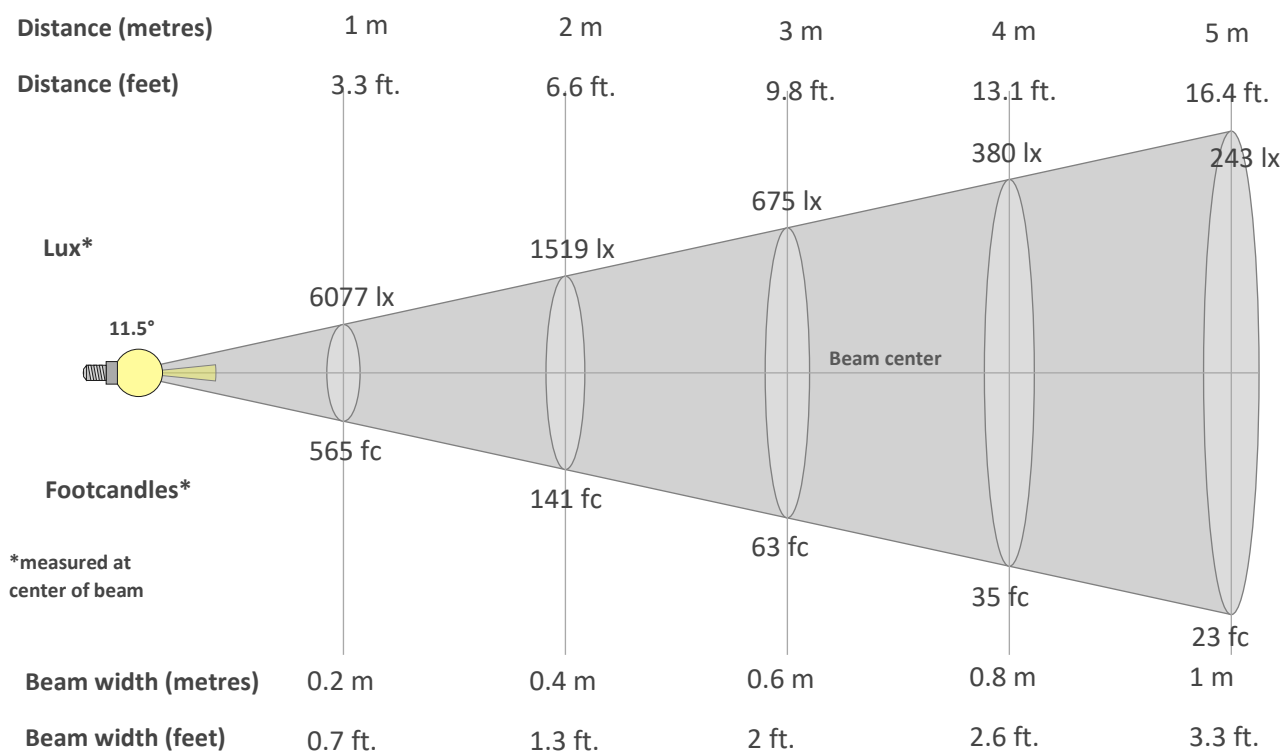


**SPECTRAL DISTRIBUTION**



**CIE 1931 ZOOM**



**BEAM DETAILS**

**Beam intensity from 1-20m**

1m	2m	3m	4m	5m	6m	7m	8m	9m	10m	11m	12m	13m	14m	15m	16m	17m	18m	19m	20m
3.3ft	6.6ft	9.8ft	13.1ft	16.4ft	19.7ft	23ft	26.2ft	29.5ft	32.8ft	36.1ft	39.4ft	42.7ft	45.9ft	49.2ft	52.5ft	55.8ft	59.1ft	62.3ft	65.6ft
6077lx	1519lx	675lx	380lx	243lx	169lx	124lx	95lx	75lx	61lx	50lx	42lx	36lx	31lx	27lx	24lx	21lx	19lx	17lx	15lx
564.6fc	141.1fc	62.7fc	35.3fc	22.6fc	15.7fc	11.5fc	8.8fc	7fc	5.6fc	4.7fc	3.9fc	3.3fc	2.9fc	2.5fc	2.2fc	2fc	1.7fc	1.6fc	1.4fc

**Intensity in 0° c-plane**

0°	1°	2°	3°	4°	5°	6°	7°	8°	9°	10°	11°	12°	13°	14°	15°	16°	17°	18°	19°
6077	5947	5580	5018	4331	3592	2869	2214	1666	1234	905	668	506	392	313	257	217	187	165	145
100%	98%	92%	83%	71%	59%	47%	36%	27%	20%	15%	11%	8%	6%	5%	4%	4%	3%	3%	2%

**Intensity in 90° c-plane**

0°	1°	2°	3°	4°	5°	6°	7°	8°	9°	10°	11°	12°	13°	14°	15°	16°	17°	18°	19°
6077	5953	5593	5041	4363	3627	2898	2235	1677	1234	897	655	491	379	302	249	213	186	163	144
100%	98%	92%	83%	72%	60%	48%	37%	28%	20%	15%	11%	8%	6%	5%	4%	3%	3%	3%	2%

**Intensity in 180° c-plane**

0°	1°	2°	3°	4°	5°	6°	7°	8°	9°	10°	11°	12°	13°	14°	15°	16°	17°	18°	19°
6077	5947	5580	5018	4331	3592	2869	2214	1666	1234	905	668	506	392	313	257	217	187	165	145
100%	98%	92%	83%	71%	59%	47%	36%	27%	20%	15%	11%	8%	6%	5%	4%	4%	3%	3%	2%

**Intensity in 270° c-plane**

0°	1°	2°	3°	4°	5°	6°	7°	8°	9°	10°	11°	12°	13°	14°	15°	16°	17°	18°	19°
6077	5953	5593	5041	4363	3627	2898	2235	1677	1234	897	655	491	379	302	249	213	186	163	144
100%	98%	92%	83%	72%	60%	48%	37%	28%	20%	15%	11%	8%	6%	5%	4%	3%	3%	3%	2%