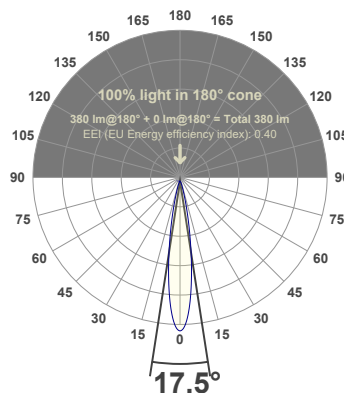
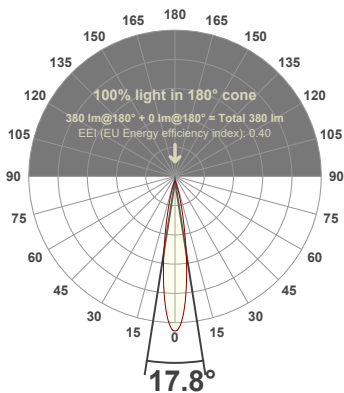




**PRODUCT INFORMATION**

SERIAL NUMBER:	LL-20190828-565-BMS
DATE OF MEASUREMENT:	2019-08-28
SIZE (dia. x h):	298 mm x 59.5 mm

**ANGULAR DISTRIBUTION AT C0/180 | ANGULAR DISTRIBUTION AT C90/270 | LIGHT OUTPUT DATA**

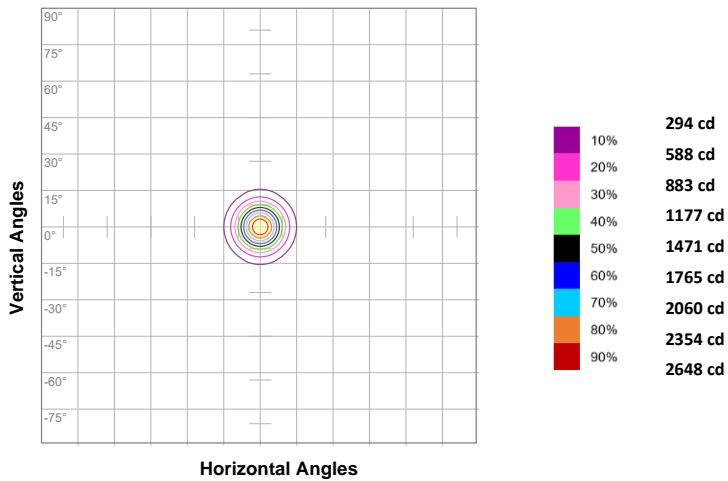


TOTAL LUMEN OUTPUT:	380 lm
EFFICACY:	20 lm/W
PEAK INTENSITY:	2945 cd
COLOR RENDERING INDEX (CRI):	N/A
COLOR TEMPERATURE (CCT):	N/A
FIDELITY INDEX (TM30Rf):	N/A
GAMUT INDEX (TM30Rg):	N/A

**BEAM OUTPUT DATA**

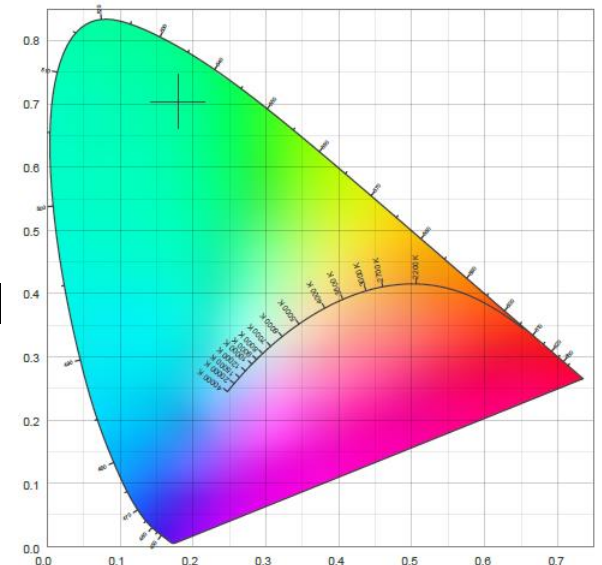
BEAM ANGLE (FWHM)   C0/180:	17.8°
BEAM ANGLE (FWHM)   C90/270:	17.5°
FIELD ANGLE (10%)   C0/180:	34.5°
FIELD ANGLE (10%)   C90/270:	33.6°
NUMBER OF PLANES MEASURED:	12

**ISOCANDELA DIAGRAM**

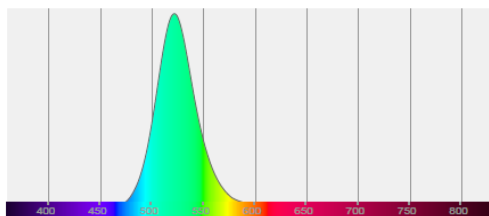


INPUT POWER:	19.2 W
POWER FACTOR:	1.0
OPTICAL POWER:	0.849 mW
PEAK WAVELENGTH:	522 nm
DOMINANT WAVELENGTH:	528 nm


**CIE 1931**

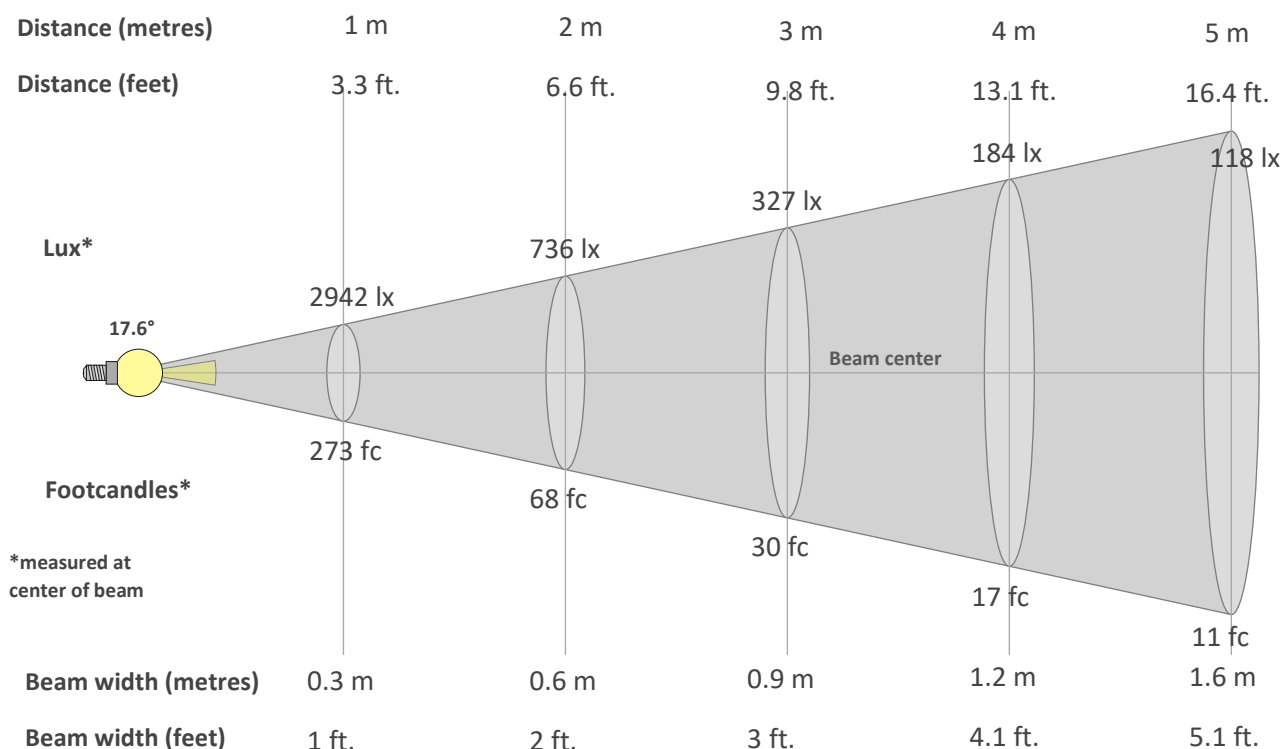


**SPECTRAL DISTRIBUTION**



**CIE 1931 ZOOM**



**BEAM DETAILS**

**Beam intensity from 1-20m**

1m	2m	3m	4m	5m	6m	7m	8m	9m	10m	11m	12m	13m	14m	15m	16m	17m	18m	19m	20m
3.3ft	6.6ft	9.8ft	13.1ft	16.4ft	19.7ft	23ft	26.2ft	29.5ft	32.8ft	36.1ft	39.4ft	42.7ft	45.9ft	49.2ft	52.5ft	55.8ft	59.1ft	62.3ft	65.6ft
2942lx	736lx	327lx	184lx	118lx	82lx	60lx	46lx	36lx	29lx	24lx	20lx	17lx	15lx	13lx	11lx	10lx	9lx	8lx	7lx
273.4fc	68.3fc	30.4fc	17.1fc	10.9fc	7.6fc	5.6fc	4.3fc	3.4fc	2.7fc	2.3fc	1.9fc	1.6fc	1.4fc	1.2fc	1.1fc	0.9fc	0.8fc	0.8fc	0.7fc

**Intensity in 0° c-plane**

0°	1°	2°	3°	4°	5°	6°	7°	8°	9°	10°	11°	12°	13°	14°	15°	16°	17°	18°	19°
2942	2916	2842	2719	2558	2364	2145	1914	1678	1448	1229	1030	852	700	570	463	378	308	255	213
100%	99%	97%	92%	87%	80%	73%	65%	57%	49%	42%	35%	29%	24%	19%	16%	13%	10%	9%	7%

**Intensity in 90° c-plane**

0°	1°	2°	3°	4°	5°	6°	7°	8°	9°	10°	11°	12°	13°	14°	15°	16°	17°	18°	19°
2942	2918	2838	2713	2547	2348	2126	1889	1651	1419	1199	996	819	665	536	432	347	283	232	192
100%	99%	96%	92%	87%	80%	72%	64%	56%	48%	41%	34%	28%	23%	18%	15%	12%	10%	8%	7%

**Intensity in 180° c-plane**

0°	1°	2°	3°	4°	5°	6°	7°	8°	9°	10°	11°	12°	13°	14°	15°	16°	17°	18°	19°
2942	2916	2842	2719	2558	2364	2145	1914	1678	1448	1229	1030	852	700	570	463	378	308	255	213
100%	99%	97%	92%	87%	80%	73%	65%	57%	49%	42%	35%	29%	24%	19%	16%	13%	10%	9%	7%

**Intensity in 270° c-plane**

0°	1°	2°	3°	4°	5°	6°	7°	8°	9°	10°	11°	12°	13°	14°	15°	16°	17°	18°	19°
2942	2918	2838	2713	2547	2348	2126	1889	1651	1419	1199	996	819	665	536	432	347	283	232	192
100%	99%	96%	92%	87%	80%	72%	64%	56%	48%	41%	34%	28%	23%	18%	15%	12%	10%	8%	7%