



PRODUCT INFORMATION

SERIAL NUMBER: LL-20190828-565-BMS

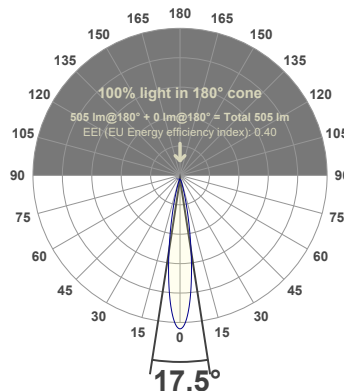
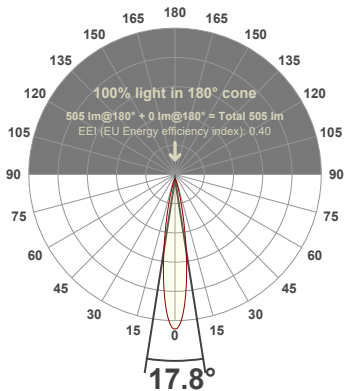
DATE OF MEASUREMENT: 2019-08-28

SIZE (dia. x h): 298 mm x 59.5 mm

ANGULAR DISTRIBUTION AT C0/180

ANGULAR DISTRIBUTION AT C90/270

LIGHT OUTPUT DATA

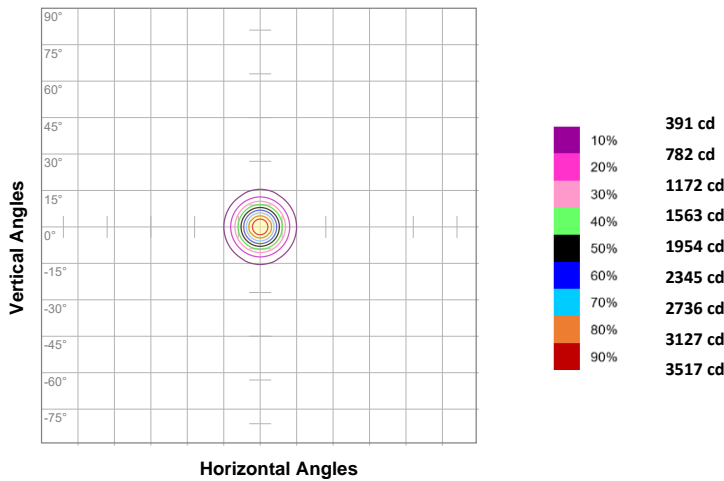


TOTAL LUMEN OUTPUT:	505 lm
EFFICACY:	26 lm/W
PEAK INTENSITY:	3912 cd
COLOR RENDERING INDEX (CRI):	79.9
COLOR TEMPERATURE (CCT):	2988
FIDELITY INDEX (TM30Rf):	82.0
GAMUT INDEX (TM30Rg):	96.5

BEAM OUTPUT DATA

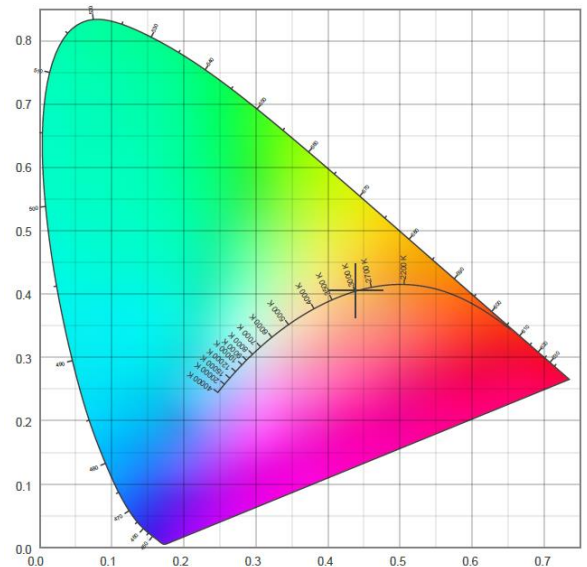
BEAM ANGLE (FWHM) C0/180:	17.8°
BEAM ANGLE (FWHM) C90/270:	17.5°
FIELD ANGLE (10%) C0/180:	34.5°
FIELD ANGLE (10%) C90/270:	33.6°
NUMBER OF PLANES MEASURED:	12

ISOCANDELA DIAGRAM




INPUT POWER:	19.2 W
POWER FACTOR:	1.0
OPTICAL POWER:	1.62 mW
PEAK WAVELENGTH:	601 nm
DOMINANT WAVELENGTH:	583 nm

CIE 1931

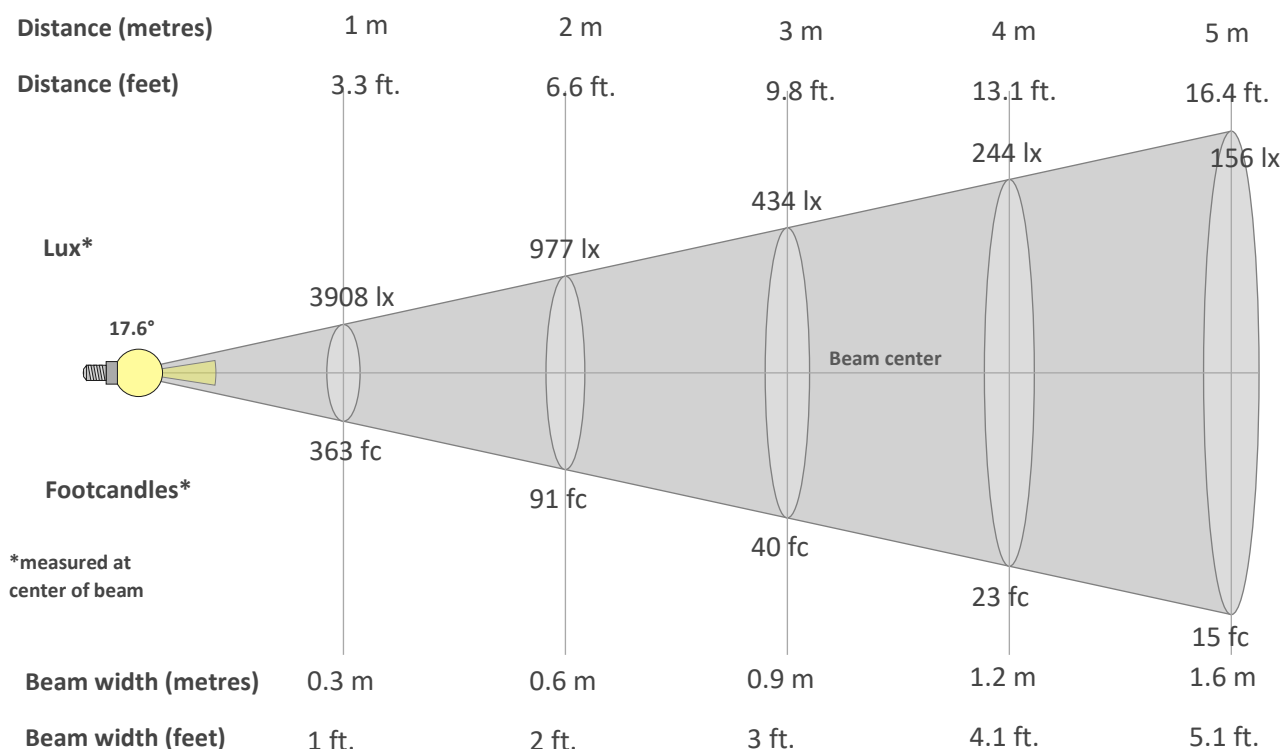


SPECTRAL DISTRIBUTION

CIE 1931 ZOOM



BEAM DETAILS



Beam intensity from 1-20m

1m	2m	3m	4m	5m	6m	7m	8m	9m	10m	11m	12m	13m	14m	15m	16m	17m	18m	19m	20m
3.3ft	6.6ft	9.8ft	13.1ft	16.4ft	19.7ft	23ft	26.2ft	29.5ft	32.8ft	36.1ft	39.4ft	42.7ft	45.9ft	49.2ft	52.5ft	55.8ft	59.1ft	62.3ft	65.6ft
3908lx	977lx	434lx	244lx	156lx	109lx	80lx	61lx	48lx	39lx	32lx	27lx	23lx	20lx	17lx	15lx	14lx	12lx	11lx	10lx
363.1fc	90.8fc	40.3fc	22.7fc	14.5fc	10.1fc	7.4fc	5.7fc	4.5fc	3.6fc	3fc	2.5fc	2.1fc	1.9fc	1.6fc	1.4fc	1.3fc	1.1fc	1fc	0.9fc

Intensity in 0° c-plane

0°	1°	2°	3°	4°	5°	6°	7°	8°	9°	10°	11°	12°	13°	14°	15°	16°	17°	18°	19°
3908	3873	3775	3612	3397	3140	2849	2542	2229	1923	1632	1368	1132	929	757	615	502	410	339	282
100%	99%	97%	92%	87%	80%	73%	65%	57%	49%	42%	35%	29%	24%	19%	16%	13%	10%	9%	7%

Intensity in 90° c-plane

0°	1°	2°	3°	4°	5°	6°	7°	8°	9°	10°	11°	12°	13°	14°	15°	16°	17°	18°	19°
3908	3876	3769	3604	3383	3119	2824	2509	2193	1885	1593	1323	1088	883	713	574	462	376	308	255
100%	99%	96%	92%	87%	80%	72%	64%	56%	48%	41%	34%	28%	23%	18%	15%	12%	10%	8%	7%

Intensity in 180° c-plane

0°	1°	2°	3°	4°	5°	6°	7°	8°	9°	10°	11°	12°	13°	14°	15°	16°	17°	18°	19°
3908	3873	3775	3612	3397	3140	2849	2542	2229	1923	1632	1368	1132	929	757	615	502	410	339	282
100%	99%	97%	92%	87%	80%	73%	65%	57%	49%	42%	35%	29%	24%	19%	16%	13%	10%	9%	7%

Intensity in 270° c-plane

0°	1°	2°	3°	4°	5°	6°	7°	8°	9°	10°	11°	12°	13°	14°	15°	16°	17°	18°	19°
3908	3876	3769	3604	3383	3119	2824	2509	2193	1885	1593	1323	1088	883	713	574	462	376	308	255
100%	99%	96%	92%	87%	80%	72%	64%	56%	48%	41%	34%	28%	23%	18%	15%	12%	10%	8%	7%