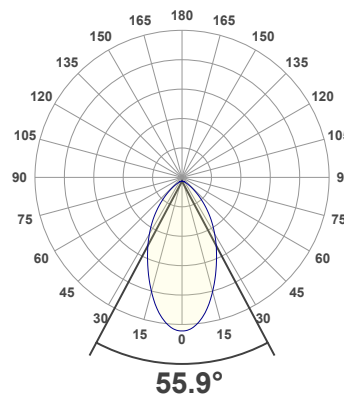
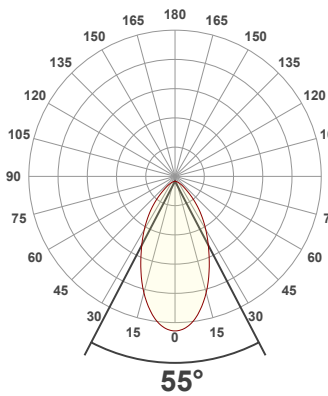




PRODUCT INFORMATION

SERIAL NUMBER:	LL-20190828-569-BMS
DATE OF MEASUREMENT:	2019-08-28
SIZE (dia. x h):	298 mm x 59.5 mm

ANGULAR DISTRIBUTION AT C0/180 | ANGULAR DISTRIBUTION AT C90/270 | LIGHT OUTPUT DATA

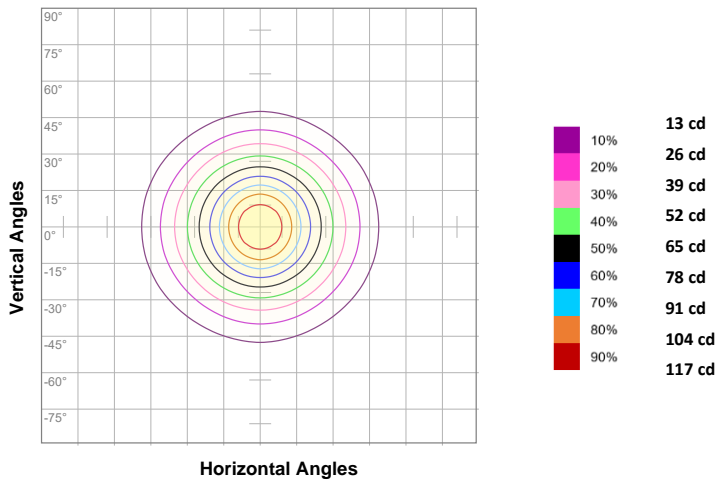


TOTAL LUMEN OUTPUT:	139 lm
EFFICACY:	7 lm/W
PEAK INTENSITY:	130 cd
COLOR RENDERING INDEX (CRI):	N/A
COLOR TEMPERATURE (CCT):	N/A
FIDELITY INDEX (TM30Rf):	N/A
GAMUT INDEX (TM30Rg):	N/A

BEAM OUTPUT DATA

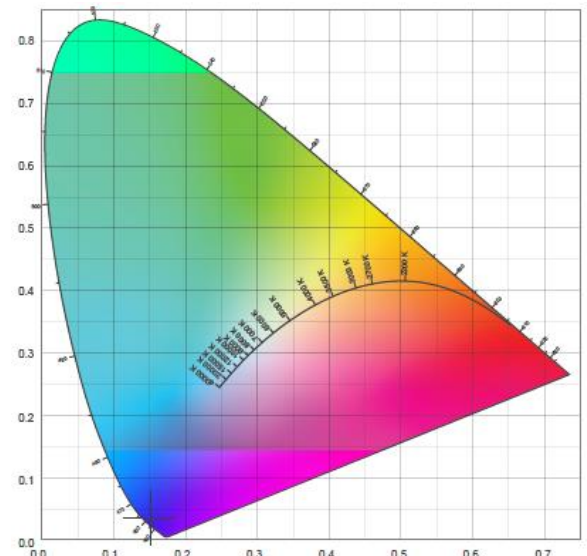
BEAM ANGLE (FWHM) C0/180:	55°
BEAM ANGLE (FWHM) C90/270:	55.9°
FIELD ANGLE (10%) C0/180:	105.7°
FIELD ANGLE (10%) C90/270:	108.5°
NUMBER OF PLANES MEASURED:	12

ISOCANDELA DIAGRAM





INPUT POWER:	19.2 W
POWER FACTOR:	1.0
OPTICAL POWER:	2.79 mW
PEAK WAVELENGTH:	456 nm
DOMINANT WAVELENGTH:	459 nm

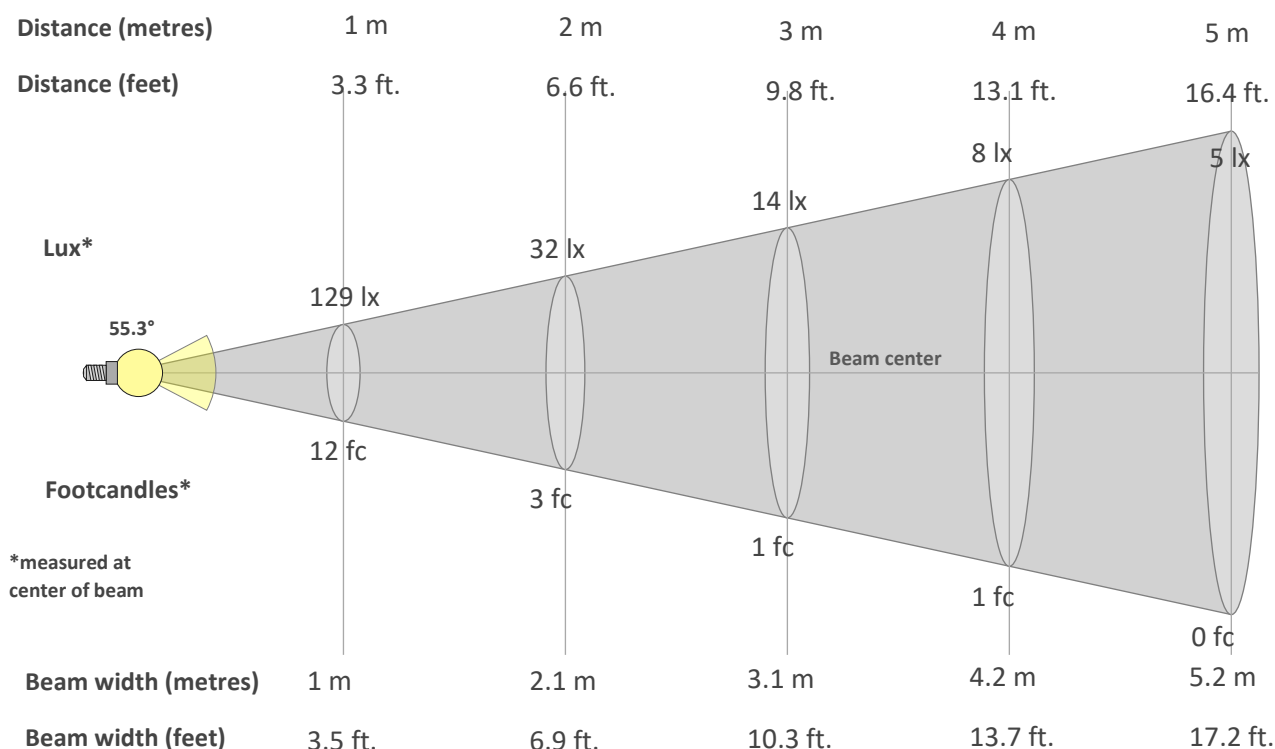
CIE 1931



SPECTRAL DISTRIBUTION

CIE 1931 ZOOM



BEAM DETAILS

Beam intensity from 1-20m

1m	2m	3m	4m	5m	6m	7m	8m	9m	10m	11m	12m	13m	14m	15m	16m	17m	18m	19m	20m
3.3ft	6.6ft	9.8ft	13.1ft	16.4ft	19.7ft	23ft	26.2ft	29.5ft	32.8ft	36.1ft	39.4ft	42.7ft	45.9ft	49.2ft	52.5ft	55.8ft	59.1ft	62.3ft	65.6ft
129lx	32lx	14lx	8lx	5lx	4lx	3lx	2lx	2lx	1lx	1lx	1lx	1lx	1lx	1lx	1lx	0lx	0lx	0lx	0lx
12fc	3fc	1.3fc	0.8fc	0.5fc	0.3fc	0.2fc	0.2fc	0.1fc	0.1fc	0.1fc	0.1fc	0.1fc	0.1fc	0.1fc	0fc	0fc	0fc	0fc	0fc

Intensity in 0° c-plane

0°	5°	10°	15°	20°	25°	30°	35°	40°	45°	50°	55°	60°	65°	70°	75°	80°	85°	90°	95°
129	126	117	103	88	72	58	46	35	25	17	11	7	5	3	2	1	0	0	0
100%	98%	90%	80%	68%	56%	45%	35%	27%	19%	13%	8%	6%	4%	2%	1%	1%	0%	0%	0%

Intensity in 90° c-plane

0°	5°	10°	15°	20°	25°	30°	35°	40°	45°	50°	55°	60°	65°	70°	75°	80°	85°	90°	95°
129	126	116	102	87	72	60	48	37	27	19	12	8	5	3	2	1	0	0	0
100%	97%	89%	79%	67%	56%	46%	37%	29%	21%	14%	9%	6%	4%	2%	1%	1%	0%	0%	0%

Intensity in 180° c-plane

0°	5°	10°	15°	20°	25°	30°	35°	40°	45°	50°	55°	60°	65°	70°	75°	80°	85°	90°	95°
129	126	117	103	88	72	58	46	35	25	17	11	7	5	3	2	1	0	0	0
100%	98%	90%	80%	68%	56%	45%	35%	27%	19%	13%	8%	6%	4%	2%	1%	1%	0%	0%	0%

Intensity in 270° c-plane

0°	5°	10°	15°	20°	25°	30°	35°	40°	45°	50°	55°	60°	65°	70°	75°	80°	85°	90°	95°
129	126	116	102	87	72	60	48	37	27	19	12	8	5	3	2	1	0	0	0
100%	97%	89%	79%	67%	56%	46%	37%	29%	21%	14%	9%	6%	4%	2%	1%	1%	0%	0%	0%