



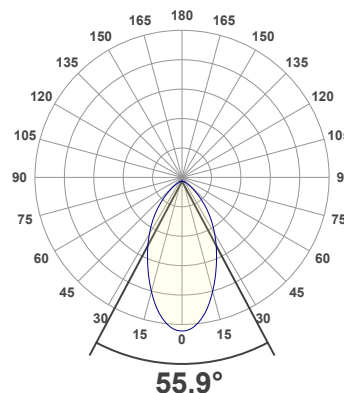
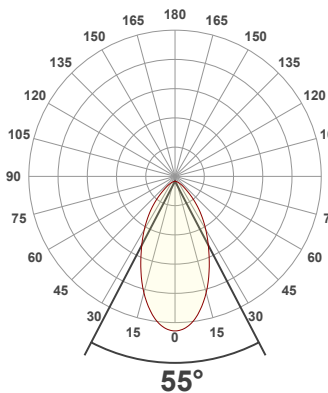
PRODUCT INFORMATION

SERIAL NUMBER: **LL-20190828-569-BMS**

DATE OF MEASUREMENT: **2019-08-28**

SIZE (dia. x h): **298 mm x 59.5 mm**

ANGULAR DISTRIBUTION AT C0/180 | ANGULAR DISTRIBUTION AT C90/270 | LIGHT OUTPUT DATA

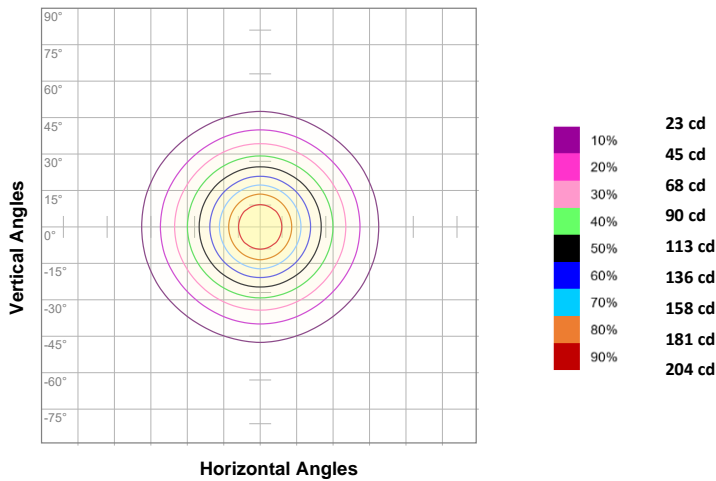


TOTAL LUMEN OUTPUT:	243 lm
EFFICACY:	13 lm/W
PEAK INTENSITY:	226 cd
COLOR RENDERING INDEX (CRI):	N/A
COLOR TEMPERATURE (CCT):	N/A
FIDELITY INDEX (TM30Rf):	N/A
GAMUT INDEX (TM30Rg):	N/A

BEAM OUTPUT DATA

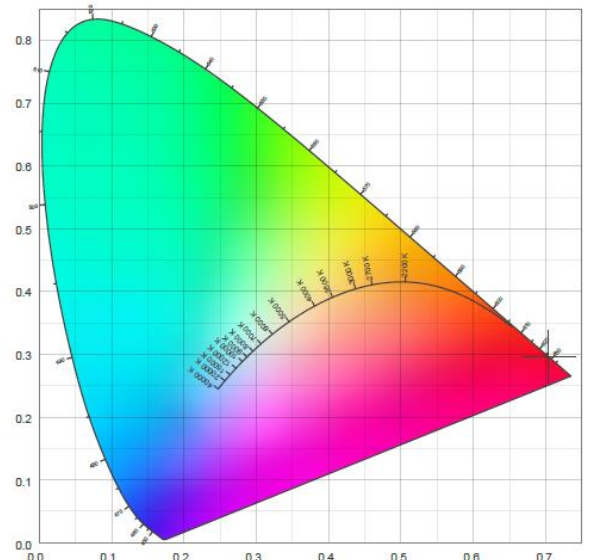
BEAM ANGLE (FWHM) C0/180:	55°
BEAM ANGLE (FWHM) C90/270:	55.9°
FIELD ANGLE (10%) C0/180:	105.7°
FIELD ANGLE (10%) C90/270:	108.5°
NUMBER OF PLANES MEASURED:	12

ISOCANDELA DIAGRAM



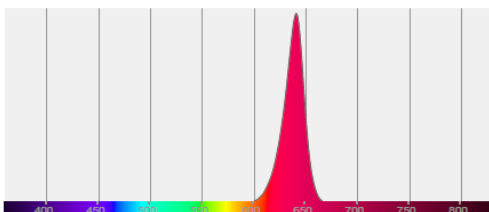
INPUT POWER:	19.2 W
POWER FACTOR:	1.0
OPTICAL POWER:	1.62 mW
PEAK WAVELENGTH:	641 nm
DOMINANT WAVELENGTH:	627 nm

CIE 1931

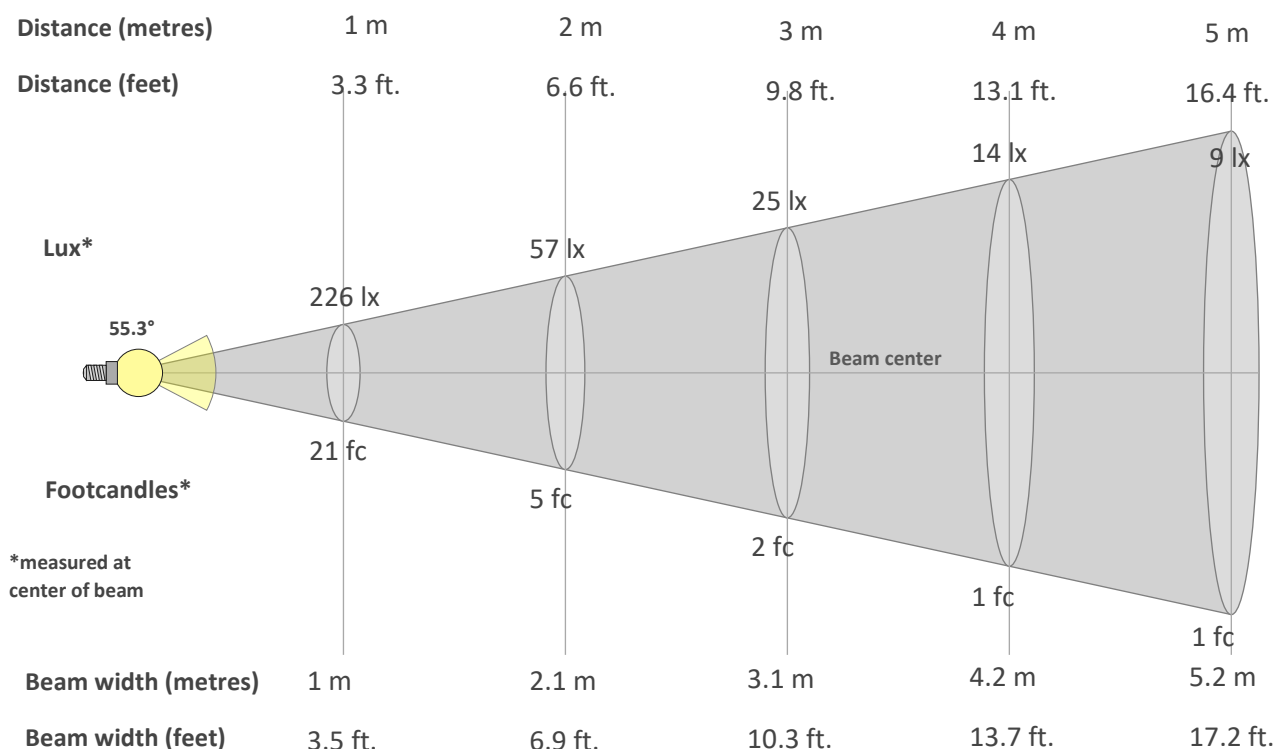


SPECTRAL DISTRIBUTION

CIE 1931 ZOOM



x: 0.704
y: 0.296
u: 0.547
v: 0.345
Δuv: n/a

BEAM DETAILS

Beam intensity from 1-20m

1m	2m	3m	4m	5m	6m	7m	8m	9m	10m	11m	12m	13m	14m	15m	16m	17m	18m	19m	20m
3.3ft	6.6ft	9.8ft	13.1ft	16.4ft	19.7ft	23ft	26.2ft	29.5ft	32.8ft	36.1ft	39.4ft	42.7ft	45.9ft	49.2ft	52.5ft	55.8ft	59.1ft	62.3ft	65.6ft
226lx	57lx	25lx	14lx	9lx	6lx	5lx	4lx	3lx	2lx	2lx	2lx	1lx	1lx	1lx	1lx	1lx	1lx	1lx	1lx
21fc	5.3fc	2.3fc	1.3fc	0.8fc	0.6fc	0.4fc	0.3fc	0.3fc	0.2fc	0.2fc	0.1fc	0.1fc	0.1fc	0.1fc	0.1fc	0.1fc	0.1fc	0.1fc	0.1fc

Intensity in 0° c-plane

0°	5°	10°	15°	20°	25°	30°	35°	40°	45°	50°	55°	60°	65°	70°	75°	80°	85°	90°	95°
226	221	204	181	153	126	101	80	61	43	29	19	13	9	5	3	1	0	0	0
100%	98%	90%	80%	68%	56%	45%	35%	27%	19%	13%	8%	6%	4%	2%	1%	1%	0%	0%	0%

Intensity in 90° c-plane

0°	5°	10°	15°	20°	25°	30°	35°	40°	45°	50°	55°	60°	65°	70°	75°	80°	85°	90°	95°
226	220	202	178	151	126	104	84	65	47	33	21	14	9	5	3	1	0	0	0
100%	97%	89%	79%	67%	56%	46%	37%	29%	21%	14%	9%	6%	4%	2%	1%	1%	0%	0%	0%

Intensity in 180° c-plane

0°	5°	10°	15°	20°	25°	30°	35°	40°	45°	50°	55°	60°	65°	70°	75°	80°	85°	90°	95°
226	221	204	181	153	126	101	80	61	43	29	19	13	9	5	3	1	0	0	0
100%	98%	90%	80%	68%	56%	45%	35%	27%	19%	13%	8%	6%	4%	2%	1%	1%	0%	0%	0%

Intensity in 270° c-plane

0°	5°	10°	15°	20°	25°	30°	35°	40°	45°	50°	55°	60°	65°	70°	75°	80°	85°	90°	95°
226	220	202	178	151	126	104	84	65	47	33	21	14	9	5	3	1	0	0	0
100%	97%	89%	79%	67%	56%	46%	37%	29%	21%	14%	9%	6%	4%	2%	1%	1%	0%	0%	0%