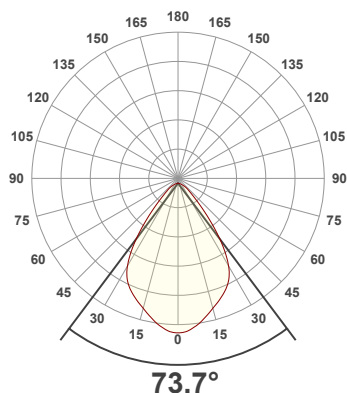




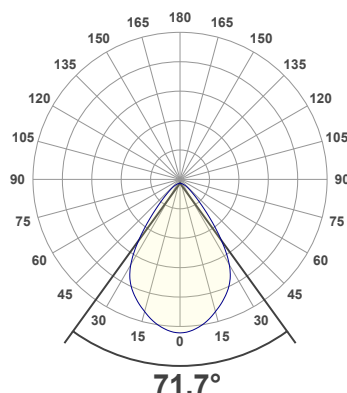
PRODUCT INFORMATION

SERIAL NUMBER:	LL-20190828-570-BMS
DATE OF MEASUREMENT:	2019-08-28
SIZE (dia. x h):	298 mm x 59.5 mm

ANGULAR DISTRIBUTION AT C0/180



ANGULAR DISTRIBUTION AT C90/270



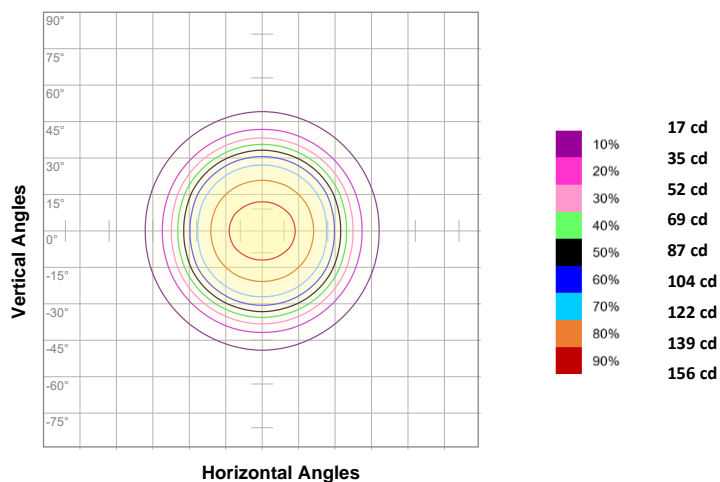
LIGHT OUTPUT DATA

TOTAL LUMEN OUTPUT:	239 lm
EFFICACY:	12 lm/W
PEAK INTENSITY:	174 cd
COLOR RENDERING INDEX (CRI):	N/A
COLOR TEMPERATURE (CCT):	N/A
FIDELITY INDEX (TM30Rf):	N/A
GAMUT INDEX (TM30Rg):	N/A

BEAM OUTPUT DATA

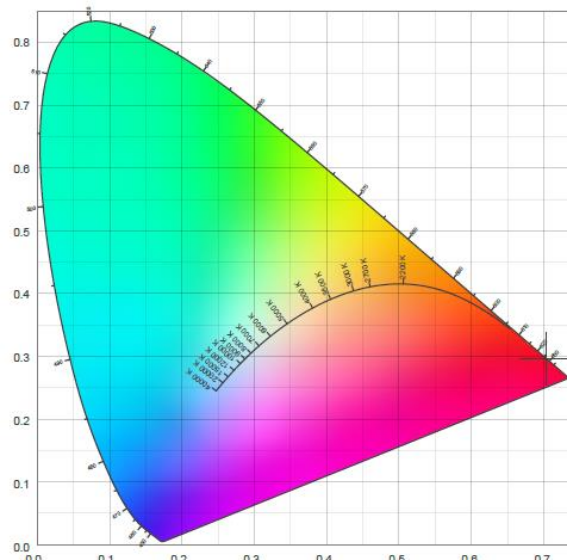
BEAM ANGLE (FWHM) C0/180:	73.7°
BEAM ANGLE (FWHM) C90/270:	71.7°
FIELD ANGLE (10%) C0/180:	109.4°
FIELD ANGLE (10%) C90/270:	107°
NUMBER OF PLANES MEASURED:	12

ISOCANDELA DIAGRAM

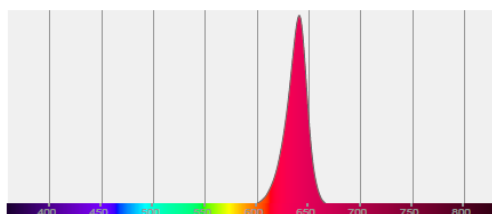


INPUT POWER:	19.2 W
POWER FACTOR:	1.0
OPTICAL POWER:	1.62 mW
PEAK WAVELENGTH:	641 nm
DOMINANT WAVELENGTH:	627 nm


CIE 1931

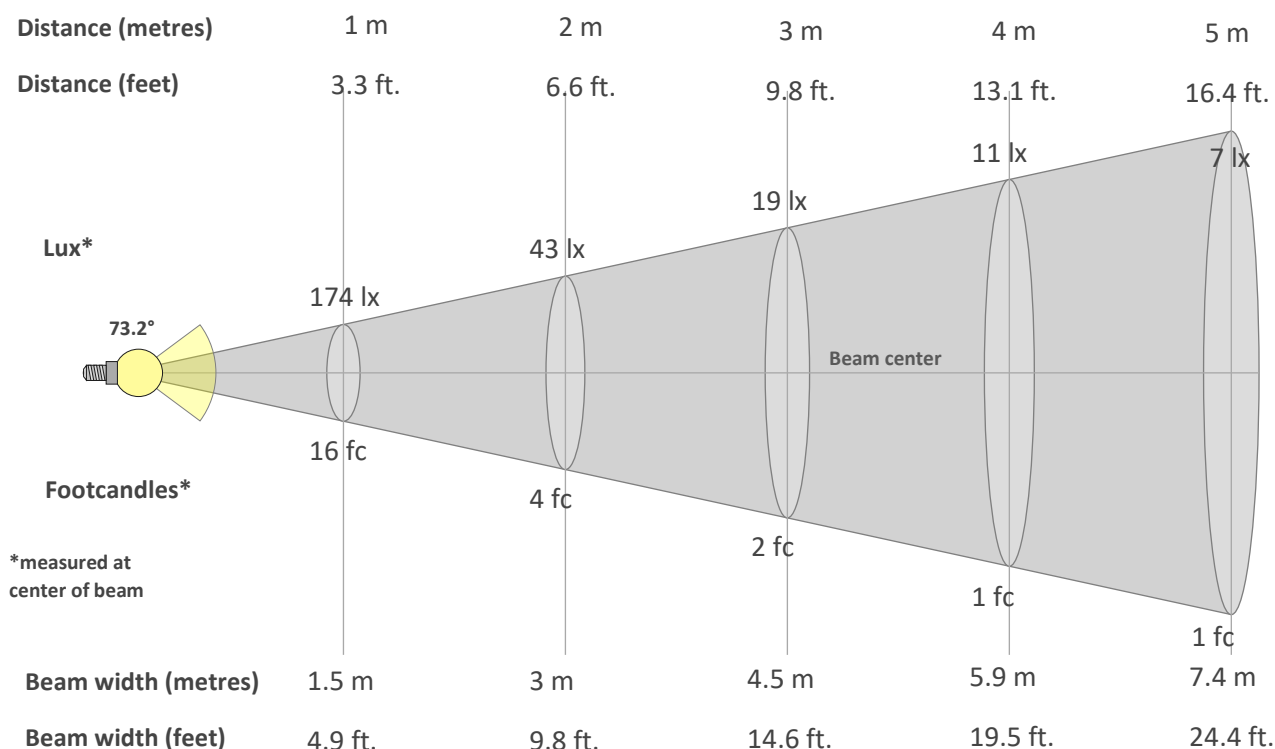


SPECTRAL DISTRIBUTION



CIE 1931 ZOOM



BEAM DETAILS

Beam intensity from 1-20m

1m	2m	3m	4m	5m	6m	7m	8m	9m	10m	11m	12m	13m	14m	15m	16m	17m	18m	19m	20m
3.3ft	6.6ft	9.8ft	13.1ft	16.4ft	19.7ft	23ft	26.2ft	29.5ft	32.8ft	36.1ft	39.4ft	42.7ft	45.9ft	49.2ft	52.5ft	55.8ft	59.1ft	62.3ft	65.6ft
174lx	43lx	19lx	11lx	7lx	5lx	4lx	3lx	2lx	2lx	1lx	1lx	1lx	1lx	1lx	1lx	1lx	1lx	0lx	0lx
16.1fc	4fc	1.8fc	1fc	0.6fc	0.4fc	0.3fc	0.3fc	0.2fc	0.2fc	0.1fc	0.1fc	0.1fc	0.1fc	0.1fc	0.1fc	0.1fc	0fc	0fc	0fc

Intensity in 0° c-plane

0°	5°	10°	15°	20°	25°	30°	35°	40°	45°	50°	55°	60°	65°	70°	75°	80°	85°	90°	95°
174	170	162	153	144	135	122	98	67	41	25	17	13	9	5	3	1	0	0	0
100%	98%	94%	88%	83%	78%	70%	56%	38%	23%	14%	10%	7%	5%	3%	2%	1%	0%	0%	0%

Intensity in 90° c-plane

0°	5°	10°	15°	20°	25°	30°	35°	40°	45°	50°	55°	60°	65°	70°	75°	80°	85°	90°	95°
174	171	165	156	147	135	119	92	61	37	23	15	11	8	5	3	1	0	0	0
100%	99%	95%	90%	84%	78%	68%	53%	35%	21%	13%	9%	6%	4%	3%	2%	1%	0%	0%	0%

Intensity in 180° c-plane

0°	5°	10°	15°	20°	25°	30°	35°	40°	45°	50°	55°	60°	65°	70°	75°	80°	85°	90°	95°
174	170	162	153	144	135	122	98	67	41	25	17	13	9	5	3	1	0	0	0
100%	98%	94%	88%	83%	78%	70%	56%	38%	23%	14%	10%	7%	5%	3%	2%	1%	0%	0%	0%

Intensity in 270° c-plane

0°	5°	10°	15°	20°	25°	30°	35°	40°	45°	50°	55°	60°	65°	70°	75°	80°	85°	90°	95°
174	171	165	156	147	135	119	92	61	37	23	15	11	8	5	3	1	0	0	0
100%	99%	95%	90%	84%	78%	68%	53%	35%	21%	13%	9%	6%	4%	3%	2%	1%	0%	0%	0%