



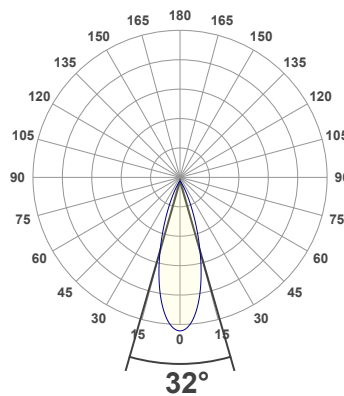
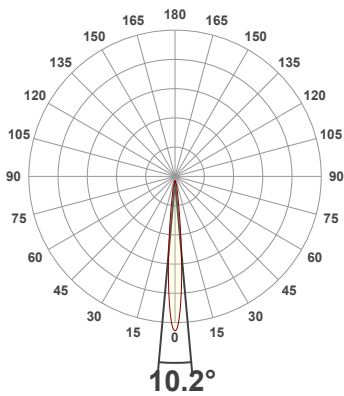
**PRODUCT INFORMATION**

SERIAL NUMBER:	LL-20190823-542-BMS
DATE OF MEASUREMENT:	2019-08-23
SIZE (dia. x h):	298 mm x 59.5 mm

**ANGULAR DISTRIBUTION AT C0/180**

**ANGULAR DISTRIBUTION AT C90/270**

**LIGHT OUTPUT DATA**

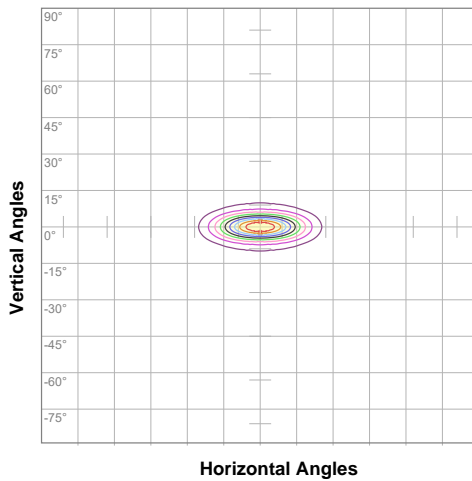


TOTAL LUMEN OUTPUT:	132 lm
EFFICACY:	7 lm/W
PEAK INTENSITY:	944 cd
COLOR RENDERING INDEX (CRI):	N/A
COLOR TEMPERATURE (CCT):	N/A
FIDELITY INDEX (TM30Rf):	N/A
GAMUT INDEX (TM30Rg):	N/A

**BEAM OUTPUT DATA**

BEAM ANGLE (FWHM)   C0/180:	10.2°
BEAM ANGLE (FWHM)   C90/270:	32°
FIELD ANGLE (10%)   C0/180:	22.1°
FIELD ANGLE (10%)   C90/270:	56.4°
NUMBER OF PLANES MEASURED:	36

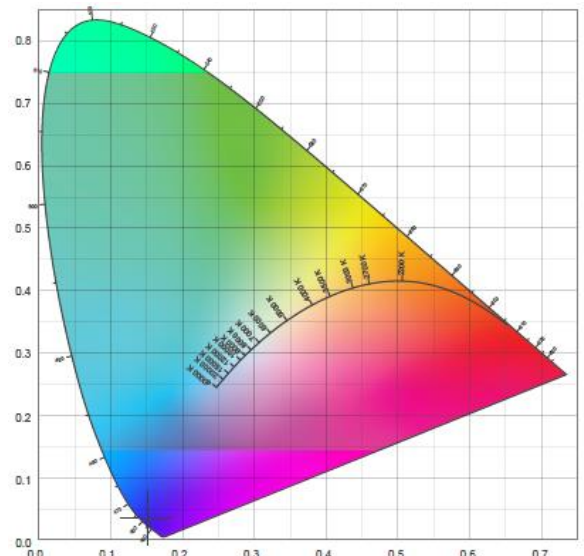
**ISOCANDELA DIAGRAM**



10%	94 cd
20%	189 cd
30%	283 cd
40%	377 cd
50%	472 cd
60%	566 cd
70%	660 cd
80%	755 cd
90%	849 cd



INPUT POWER:	19.2 W
POWER FACTOR:	1.0
OPTICAL POWER:	2.79 mW
PEAK WAVELENGTH:	456 nm
DOMINANT WAVELENGTH:	459 nm

**CIE 1931**

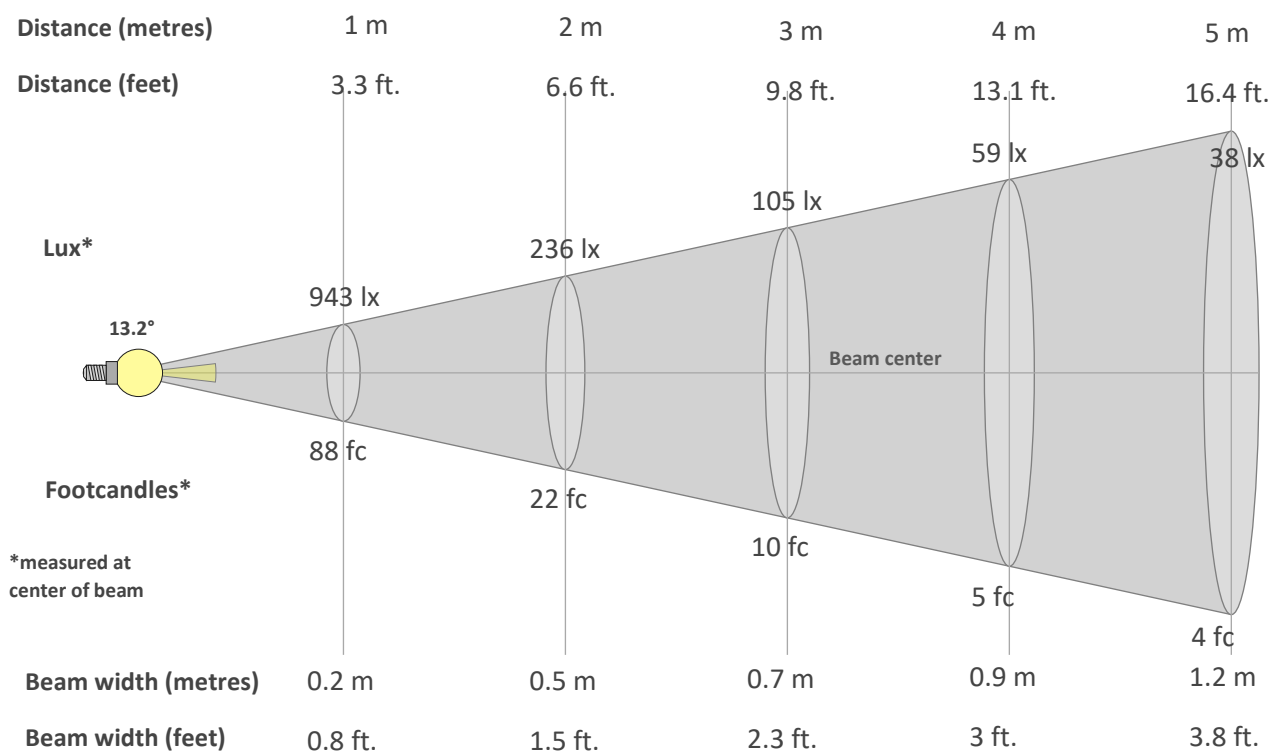


**SPECTRAL DISTRIBUTION**

**CIE 1931 ZOOM**



**BEAM DETAILS**



**Beam intensity from 1-20m**

1m	2m	3m	4m	5m	6m	7m	8m	9m	10m	11m	12m	13m	14m	15m	16m	17m	18m	19m	20m
3.3ft	6.6ft	9.8ft	13.1ft	16.4ft	19.7ft	23ft	26.2ft	29.5ft	32.8ft	36.1ft	39.4ft	42.7ft	45.9ft	49.2ft	52.5ft	55.8ft	59.1ft	62.3ft	65.6ft
943lx	236lx	105lx	59lx	38lx	26lx	19lx	15lx	12lx	9lx	8lx	7lx	6lx	5lx	4lx	4lx	3lx	3lx	3lx	2lx
87.7fc	21.9fc	9.7fc	5.5fc	3.5fc	2.4fc	1.8fc	1.4fc	1.1fc	0.9fc	0.7fc	0.6fc	0.5fc	0.4fc	0.4fc	0.3fc	0.3fc	0.3fc	0.2fc	0.2fc

**Intensity in 0° c-plane**

0°	1°	2°	3°	4°	5°	6°	7°	8°	9°	10°	11°	12°	13°	14°	15°	16°	17°	18°	19°
943	918	844	737	612	485	369	273	203	153	118	95	79	67	59	53	48	43	39	34
100%	97%	89%	78%	65%	51%	39%	29%	21%	16%	13%	10%	8%	7%	6%	6%	5%	5%	4%	4%

**Intensity in 90° c-plane**

0°	1°	2°	3°	4°	5°	6°	7°	8°	9°	10°	11°	12°	13°	14°	15°	16°	17°	18°	19°
943	941	935	922	906	887	862	833	802	767	730	690	648	605	561	517	473	430	388	348
100%	100%	99%	98%	96%	94%	91%	88%	85%	81%	77%	73%	69%	64%	59%	55%	50%	46%	41%	37%

**Intensity in 180° c-plane**

0°	1°	2°	3°	4°	5°	6°	7°	8°	9°	10°	11°	12°	13°	14°	15°	16°	17°	18°	19°
943	918	844	737	612	485	369	273	203	153	118	95	79	67	59	53	48	43	39	34
100%	97%	89%	78%	65%	51%	39%	29%	21%	16%	13%	10%	8%	7%	6%	6%	5%	5%	4%	4%

**Intensity in 270° c-plane**

0°	1°	2°	3°	4°	5°	6°	7°	8°	9°	10°	11°	12°	13°	14°	15°	16°	17°	18°	19°
943	941	935	922	906	887	862	833	802	767	730	690	648	605	561	517	473	430	388	348
100%	100%	99%	98%	96%	94%	91%	88%	85%	81%	77%	73%	69%	64%	59%	55%	50%	46%	41%	37%