



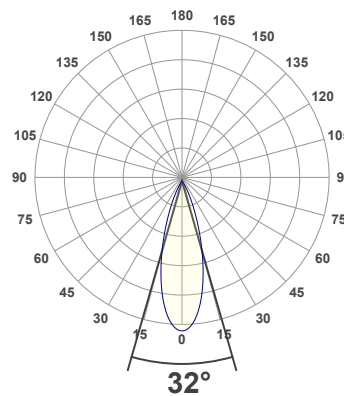
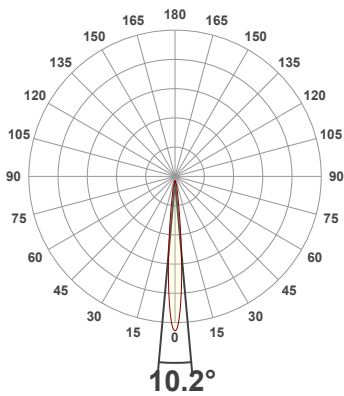
**PRODUCT INFORMATION**

SERIAL NUMBER: LL-20190823-542-BMS

DATE OF MEASUREMENT: 2019-08-23

SIZE (dia. x h): 298 mm x 59.5 mm

**ANGULAR DISTRIBUTION AT C0/180 | ANGULAR DISTRIBUTION AT C90/270 | LIGHT OUTPUT DATA**

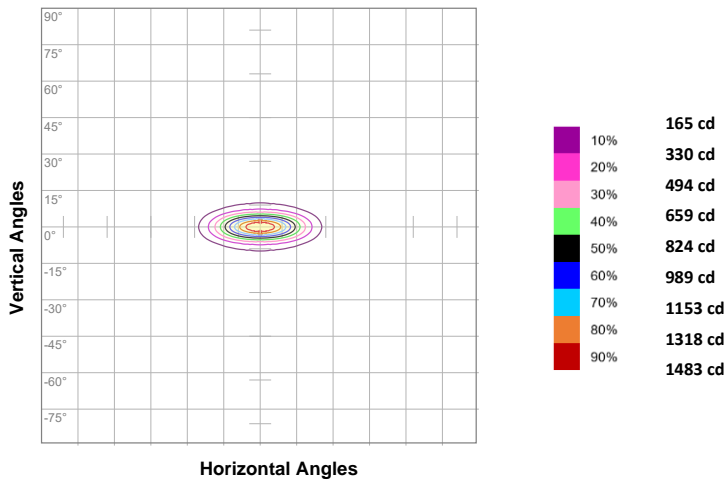


TOTAL LUMEN OUTPUT:	231 lm
EFFICACY:	12 lm/W
PEAK INTENSITY:	1649 cd
COLOR RENDERING INDEX (CRI):	N/A
COLOR TEMPERATURE (CCT):	N/A
FIDELITY INDEX (TM30Rf):	N/A
GAMUT INDEX (TM30Rg):	N/A

**BEAM OUTPUT DATA**

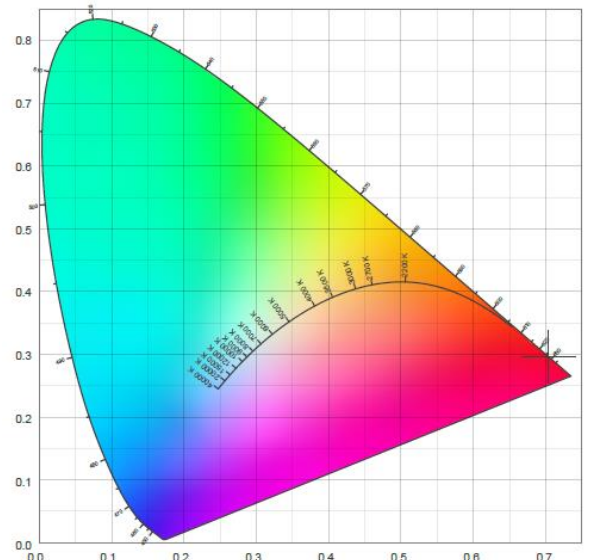
BEAM ANGLE (FWHM)   C0/180:	10.2°
BEAM ANGLE (FWHM)   C90/270:	32°
FIELD ANGLE (10%)   C0/180:	22.1°
FIELD ANGLE (10%)   C90/270:	56.4°
NUMBER OF PLANES MEASURED:	36

**ISOCANDELA DIAGRAM**

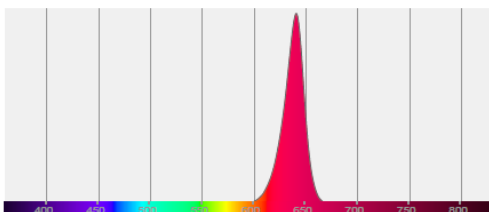


INPUT POWER:	19.2 W
POWER FACTOR:	1.0
OPTICAL POWER:	1.62 mW
PEAK WAVELENGTH:	641 nm
DOMINANT WAVELENGTH:	627 nm


**CIE 1931**



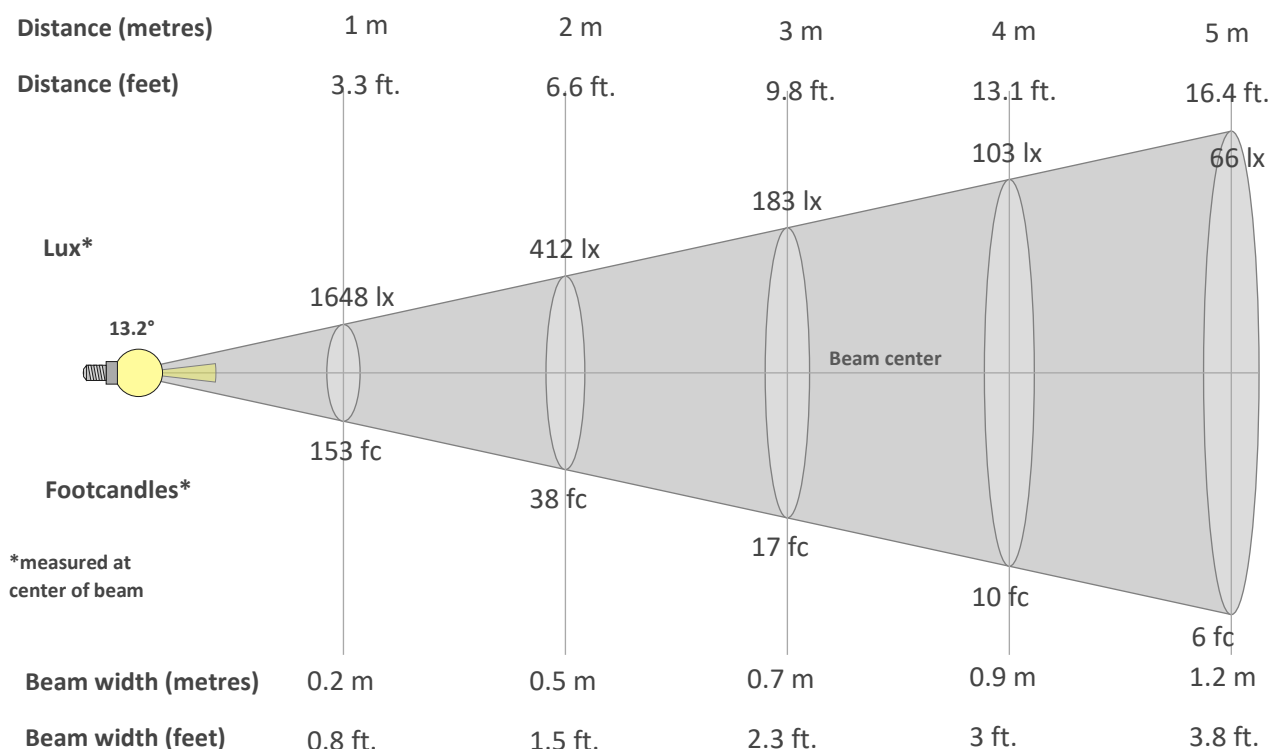
**SPECTRAL DISTRIBUTION**



**CIE 1931 ZOOM**



**BEAM DETAILS**



**Beam intensity from 1-20m**

1m	2m	3m	4m	5m	6m	7m	8m	9m	10m	11m	12m	13m	14m	15m	16m	17m	18m	19m	20m
3.3ft	6.6ft	9.8ft	13.1ft	16.4ft	19.7ft	23ft	26.2ft	29.5ft	32.8ft	36.1ft	39.4ft	42.7ft	45.9ft	49.2ft	52.5ft	55.8ft	59.1ft	62.3ft	65.6ft
1648lx	412lx	183lx	103lx	66lx	46lx	34lx	26lx	20lx	16lx	14lx	11lx	10lx	8lx	7lx	6lx	6lx	5lx	5lx	4lx
153.1fc	38.3fc	17fc	9.6fc	6.1fc	4.3fc	3.1fc	2.4fc	1.9fc	1.5fc	1.3fc	1.1fc	0.9fc	0.8fc	0.7fc	0.6fc	0.5fc	0.5fc	0.4fc	0.4fc

**Intensity in 0° c-plane**

0°	1°	2°	3°	4°	5°	6°	7°	8°	9°	10°	11°	12°	13°	14°	15°	16°	17°	18°	19°
1648	1603	1474	1286	1069	848	644	477	354	267	207	165	138	118	103	92	83	75	68	60
100%	97%	89%	78%	65%	51%	39%	29%	21%	16%	13%	10%	8%	7%	6%	6%	5%	5%	4%	4%

**Intensity in 90° c-plane**

0°	1°	2°	3°	4°	5°	6°	7°	8°	9°	10°	11°	12°	13°	14°	15°	16°	17°	18°	19°
1648	1644	1632	1610	1583	1550	1505	1455	1401	1340	1274	1205	1132	1056	980	902	826	750	677	607
100%	100%	99%	98%	96%	94%	91%	88%	85%	81%	77%	73%	69%	64%	59%	55%	50%	46%	41%	37%

**Intensity in 180° c-plane**

0°	1°	2°	3°	4°	5°	6°	7°	8°	9°	10°	11°	12°	13°	14°	15°	16°	17°	18°	19°
1648	1603	1474	1286	1069	848	644	477	354	267	207	165	138	118	103	92	83	75	68	60
100%	97%	89%	78%	65%	51%	39%	29%	21%	16%	13%	10%	8%	7%	6%	6%	5%	5%	4%	4%

**Intensity in 270° c-plane**

0°	1°	2°	3°	4°	5°	6°	7°	8°	9°	10°	11°	12°	13°	14°	15°	16°	17°	18°	19°
1648	1644	1632	1610	1583	1550	1505	1455	1401	1340	1274	1205	1132	1056	980	902	826	750	677	607
100%	100%	99%	98%	96%	94%	91%	88%	85%	81%	77%	73%	69%	64%	59%	55%	50%	46%	41%	37%