



**PRODUCT INFORMATION**

SERIAL NUMBER: **LL-20190828-565-BMS**

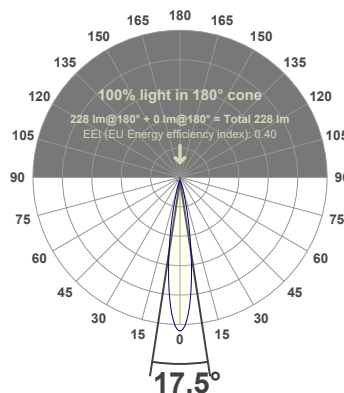
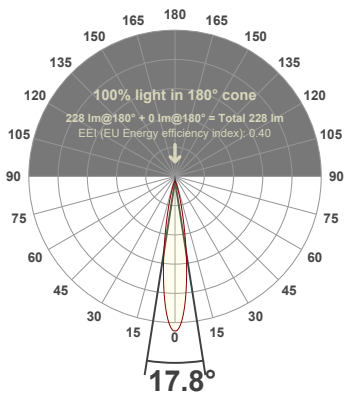
DATE OF MEASUREMENT: **2019-08-28**

SIZE (dia. x h): **298 mm x 59.5 mm**

**ANGULAR DISTRIBUTION AT C0/180**

**ANGULAR DISTRIBUTION AT C90/270**

**LIGHT OUTPUT DATA**

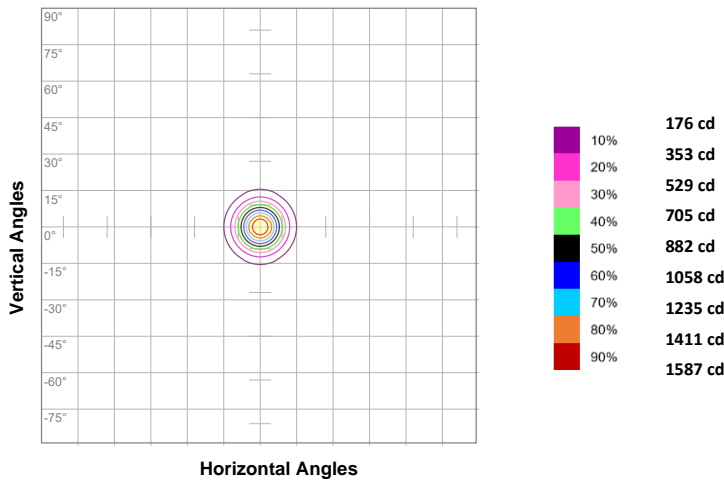


TOTAL LUMEN OUTPUT:	<b>228 lm</b>
EFFICACY:	<b>12 lm/W</b>
PEAK INTENSITY:	<b>1765 cd</b>
COLOR RENDERING INDEX (CRI):	<b>N/A</b>
COLOR TEMPERATURE (CCT):	<b>N/A</b>
FIDELITY INDEX (TM30Rf):	<b>N/A</b>
GAMUT INDEX (TM30Rg):	<b>N/A</b>

**BEAM OUTPUT DATA**

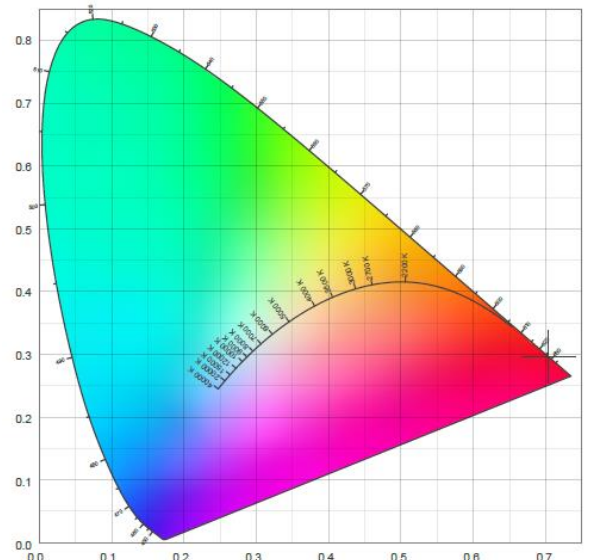
BEAM ANGLE (FWHM)   C0/180:	<b>17.8°</b>
BEAM ANGLE (FWHM)   C90/270:	<b>17.5°</b>
FIELD ANGLE (10%)   C0/180:	<b>34.5°</b>
FIELD ANGLE (10%)   C90/270:	<b>33.6°</b>
NUMBER OF PLANES MEASURED:	<b>12</b>

**ISOCANDELA DIAGRAM**



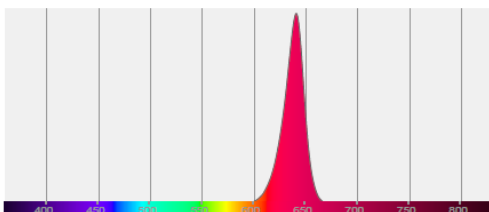
INPUT POWER:	<b>19.2 W</b>
POWER FACTOR:	<b>1.0</b>
OPTICAL POWER:	<b>1.62 mW</b>
PEAK WAVELENGTH:	<b>641 nm</b>
DOMINANT WAVELENGTH:	<b>627 nm</b>

**CIE 1931**

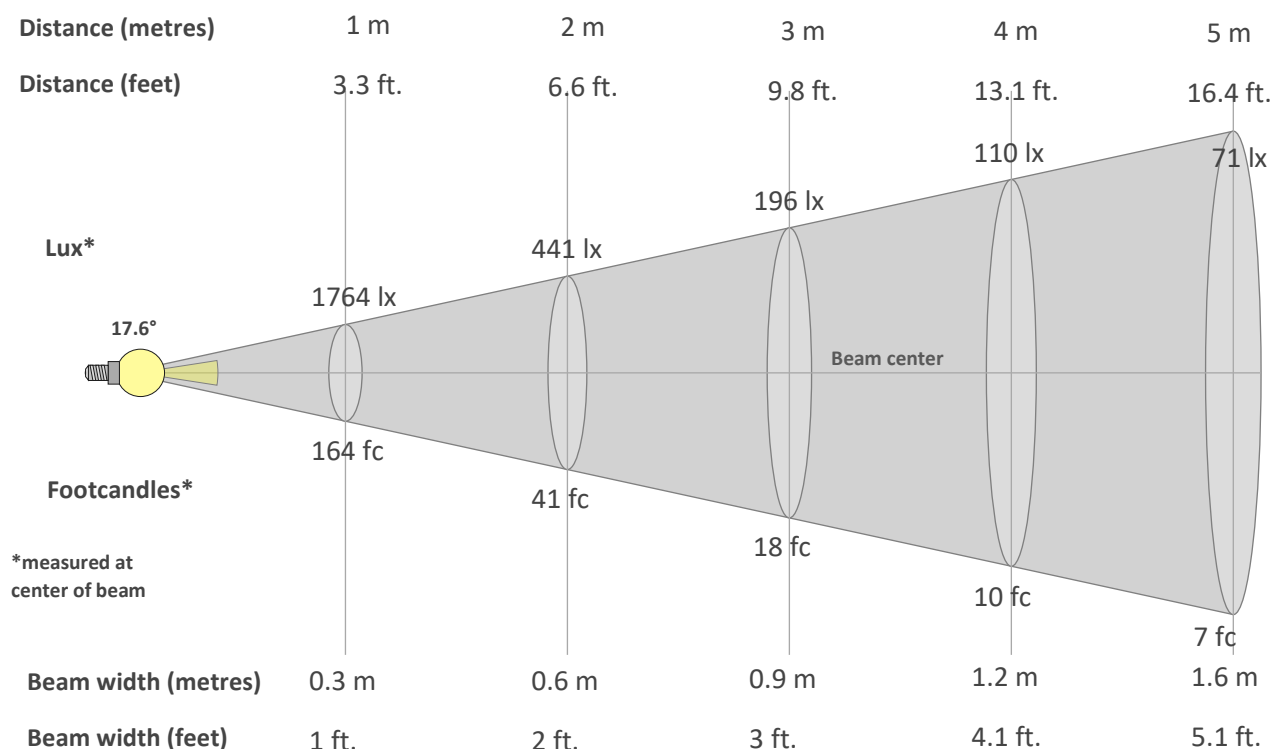


**SPECTRAL DISTRIBUTION**

**CIE 1931 ZOOM**



x: 0.704  
y: 0.296  
u: 0.547  
v: 0.345  
Δuv: n/a

**BEAM DETAILS**

**Beam intensity from 1-20m**

1m	2m	3m	4m	5m	6m	7m	8m	9m	10m	11m	12m	13m	14m	15m	16m	17m	18m	19m	20m
3.3ft	6.6ft	9.8ft	13.1ft	16.4ft	19.7ft	23ft	26.2ft	29.5ft	32.8ft	36.1ft	39.4ft	42.7ft	45.9ft	49.2ft	52.5ft	55.8ft	59.1ft	62.3ft	65.6ft
1764lx	441lx	196lx	110lx	71lx	49lx	36lx	28lx	22lx	18lx	15lx	12lx	10lx	9lx	8lx	7lx	6lx	5lx	5lx	4lx
163.8fc	41fc	18.2fc	10.2fc	6.6fc	4.6fc	3.3fc	2.6fc	2fc	1.6fc	1.4fc	1.1fc	1fc	0.8fc	0.7fc	0.6fc	0.6fc	0.5fc	0.5fc	0.4fc

**Intensity in 0° c-plane**

0°	1°	2°	3°	4°	5°	6°	7°	8°	9°	10°	11°	12°	13°	14°	15°	16°	17°	18°	19°
1764	1747	1704	1630	1533	1417	1286	1147	1006	868	736	617	511	419	342	277	227	185	153	127
100%	99%	97%	92%	87%	80%	73%	65%	57%	49%	42%	35%	29%	24%	19%	16%	13%	10%	9%	7%

**Intensity in 90° c-plane**

0°	1°	2°	3°	4°	5°	6°	7°	8°	9°	10°	11°	12°	13°	14°	15°	16°	17°	18°	19°
1764	1749	1701	1626	1527	1407	1274	1132	990	851	719	597	491	399	322	259	208	170	139	115
100%	99%	96%	92%	87%	80%	72%	64%	56%	48%	41%	34%	28%	23%	18%	15%	12%	10%	8%	7%

**Intensity in 180° c-plane**

0°	1°	2°	3°	4°	5°	6°	7°	8°	9°	10°	11°	12°	13°	14°	15°	16°	17°	18°	19°
1764	1747	1704	1630	1533	1417	1286	1147	1006	868	736	617	511	419	342	277	227	185	153	127
100%	99%	97%	92%	87%	80%	73%	65%	57%	49%	42%	35%	29%	24%	19%	16%	13%	10%	9%	7%

**Intensity in 270° c-plane**

0°	1°	2°	3°	4°	5°	6°	7°	8°	9°	10°	11°	12°	13°	14°	15°	16°	17°	18°	19°
1764	1749	1701	1626	1527	1407	1274	1132	990	851	719	597	491	399	322	259	208	170	139	115
100%	99%	96%	92%	87%	80%	72%	64%	56%	48%	41%	34%	28%	23%	18%	15%	12%	10%	8%	7%