



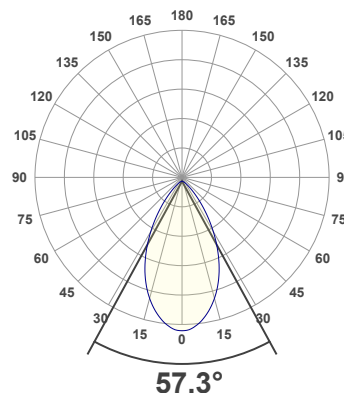
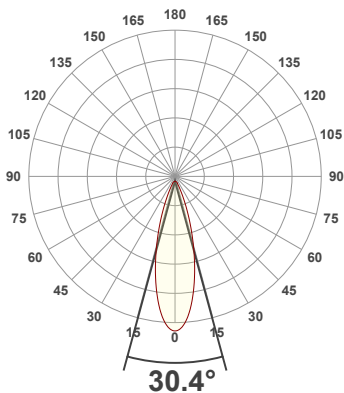
PRODUCT INFORMATION

SERIAL NUMBER: **LL-20190826-545-BMS**

DATE OF MEASUREMENT: **2019-08-26**

SIZE (dia. x h): **298 mm x 59.5 mm**

ANGULAR DISTRIBUTION AT C0/180 | ANGULAR DISTRIBUTION AT C90/270 | LIGHT OUTPUT DATA

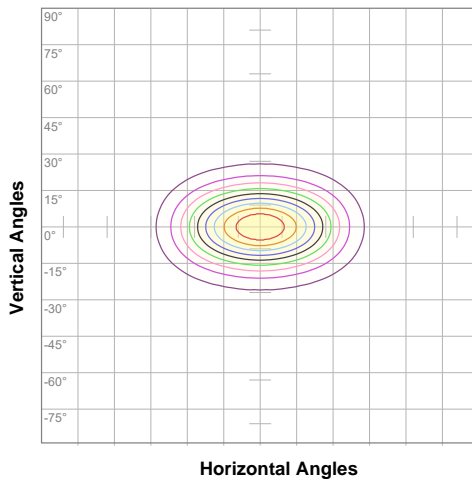


TOTAL LUMEN OUTPUT:	139 lm
EFFICACY:	7 lm/W
PEAK INTENSITY:	228 cd
COLOR RENDERING INDEX (CRI):	N/A
COLOR TEMPERATURE (CCT):	N/A
FIDELITY INDEX (TM30Rf):	N/A
GAMUT INDEX (TM30Rg):	N/A

BEAM OUTPUT DATA

BEAM ANGLE (FWHM) C0/180:	30.4°
BEAM ANGLE (FWHM) C90/270:	57.3°
FIELD ANGLE (10%) C0/180:	57.9°
FIELD ANGLE (10%) C90/270:	95.4°
NUMBER OF PLANES MEASURED:	36

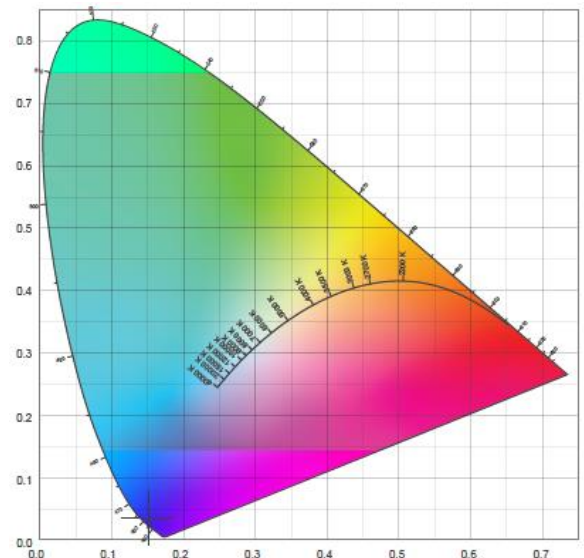
ISOCANDELA DIAGRAM




10%	23 cd
20%	46 cd
30%	68 cd
40%	91 cd
50%	114 cd
60%	137 cd
70%	160 cd
80%	183 cd
90%	205 cd

INPUT POWER:	19.2 W
POWER FACTOR:	1.0
OPTICAL POWER:	2.79 mW
PEAK WAVELENGTH:	456 nm
DOMINANT WAVELENGTH:	459 nm


CIE 1931

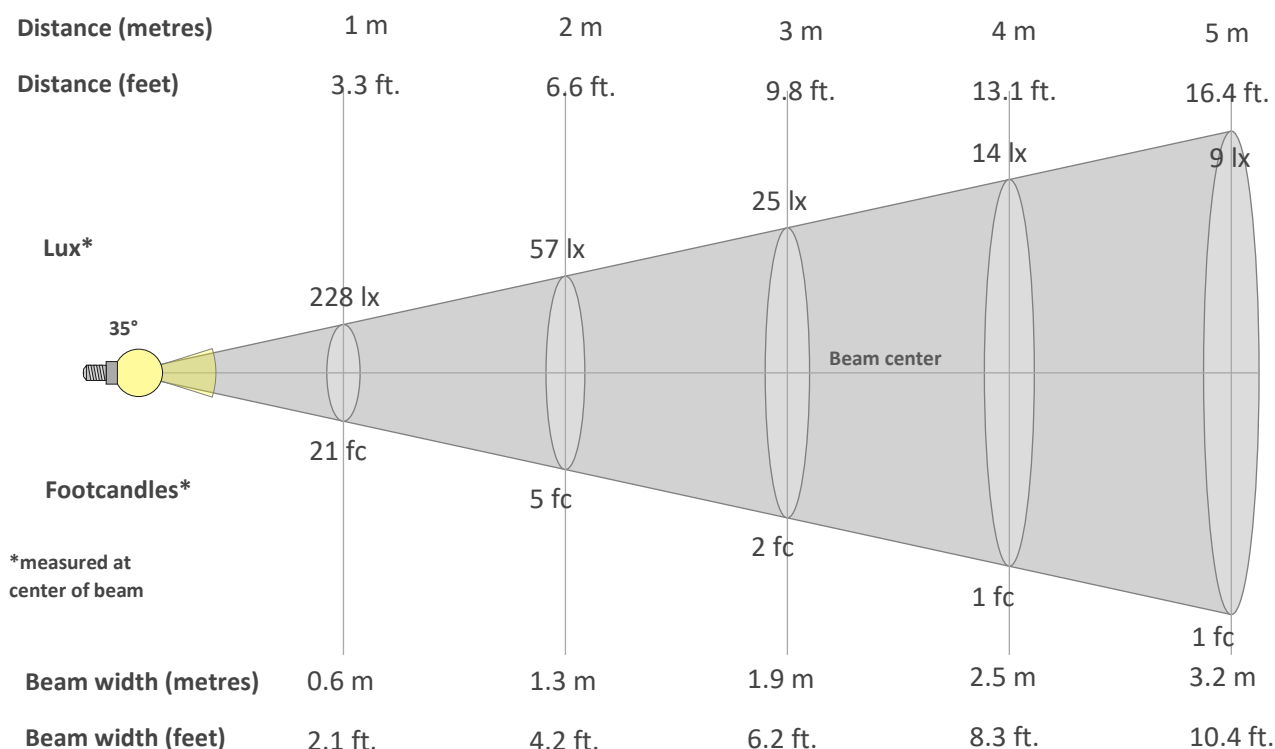


SPECTRAL DISTRIBUTION



CIE 1931 ZOOM



BEAM DETAILS

Beam intensity from 1-20m

1m	2m	3m	4m	5m	6m	7m	8m	9m	10m	11m	12m	13m	14m	15m	16m	17m	18m	19m	20m
3.3ft	6.6ft	9.8ft	13.1ft	16.4ft	19.7ft	23ft	26.2ft	29.5ft	32.8ft	36.1ft	39.4ft	42.7ft	45.9ft	49.2ft	52.5ft	55.8ft	59.1ft	62.3ft	65.6ft
228lx	57lx	25lx	14lx	9lx	6lx	5lx	4lx	3lx	2lx	2lx	2lx	1lx	1lx	1lx	1lx	1lx	1lx	1lx	1lx
21.2fc	5.3fc	2.4fc	1.3fc	0.8fc	0.6fc	0.4fc	0.3fc	0.3fc	0.2fc	0.2fc	0.1fc	0.1fc	0.1fc	0.1fc	0.1fc	0.1fc	0.1fc	0.1fc	0.1fc

Intensity in 0° c-plane

0°	2°	4°	6°	8°	10°	12°	14°	16°	18°	20°	22°	24°	26°	28°	30°	32°	34°	36°	38°
228	226	217	204	187	168	147	127	106	87	70	55	43	33	26	20	16	13	11	9
100%	99%	95%	89%	82%	74%	65%	55%	47%	38%	31%	24%	19%	14%	11%	9%	7%	6%	5%	4%

Intensity in 90° c-plane

0°	2°	4°	6°	8°	10°	12°	14°	16°	18°	20°	22°	24°	26°	28°	30°	32°	34°	36°	38°
228	227	225	220	215	209	201	193	185	175	165	154	142	130	118	106	93	82	70	59
100%	100%	98%	97%	94%	91%	88%	85%	81%	77%	72%	67%	62%	57%	52%	46%	41%	36%	31%	26%

Intensity in 180° c-plane

0°	2°	4°	6°	8°	10°	12°	14°	16°	18°	20°	22°	24°	26°	28°	30°	32°	34°	36°	38°
228	226	217	204	187	168	147	127	106	87	70	55	43	33	26	20	16	13	11	9
100%	99%	95%	89%	82%	74%	65%	55%	47%	38%	31%	24%	19%	14%	11%	9%	7%	6%	5%	4%

Intensity in 270° c-plane

0°	2°	4°	6°	8°	10°	12°	14°	16°	18°	20°	22°	24°	26°	28°	30°	32°	34°	36°	38°
228	227	225	220	215	209	201	193	185	175	165	154	142	130	118	106	93	82	70	59
100%	100%	98%	97%	94%	91%	88%	85%	81%	77%	72%	67%	62%	57%	52%	46%	41%	36%	31%	26%