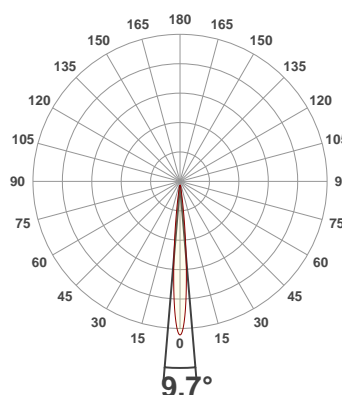
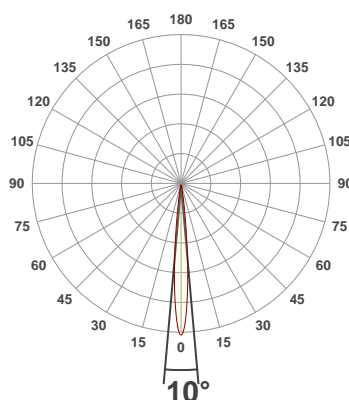




**PRODUCT INFORMATION**

SERIAL NUMBER:	LL-190626-275-BMS
DATE OF MEASUREMENT:	2019-06-26
SIZE (l x w. x h):	298 mm x 71 mm x 59.5 mm

**ANGULAR DISTRIBUTION AT C0/180 | ANGULAR DISTRIBUTION AT C90/270 | LIGHT OUTPUT DATA**

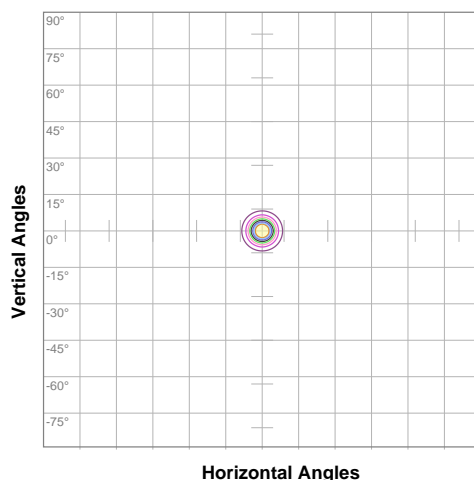


TOTAL LUMEN OUTPUT:	608 lm
EFFICACY:	31 lm/W
PEAK INTENSITY:	14060 cd
COLOR RENDERING INDEX (CRI):	0.0
COLOR TEMPERATURE (CCT):	25211K
FIDELITY INDEX (TM30Rf):	0.0
GAMUT INDEX (TM30Rg):	0.0

**BEAM OUTPUT DATA**

BEAM ANGLE (FWHM)   C0/180:	10°
BEAM ANGLE (FWHM)   C90/270:	9.7°
FIELD ANGLE (10%)   C0/180:	18.9°
FIELD ANGLE (10%)   C90/270:	18.4°
NUMBER OF PLANES MEASURED:	8

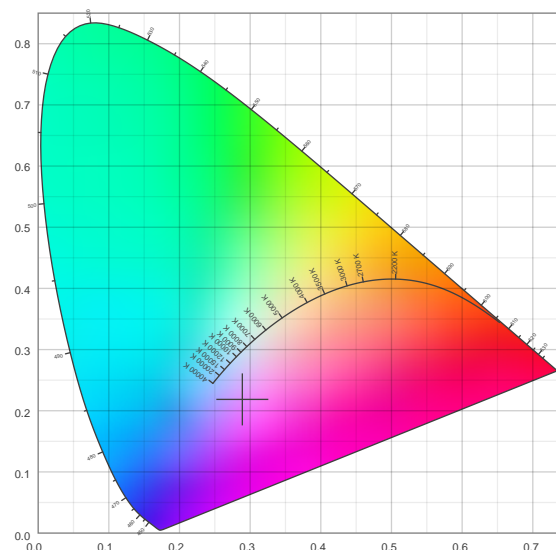
**ISOCANDELA DIAGRAM**



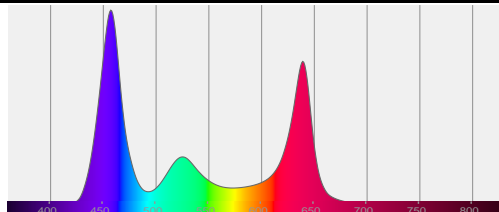
10%	1405 cd
20%	2810 cd
30%	4215 cd
40%	5620 cd
50%	7025 cd
60%	8430 cd
70%	9835 cd
80%	11240 cd
90%	12645 cd

INPUT POWER:	19.9 W
POWER FACTOR:	1.0
OPTICAL POWER:	3.01 mW
PEAK WAVELENGTH:	458 nm
DOMINANT WAVELENGTH:	360 nm

**CIE 1931**



**SPECTRAL DISTRIBUTION | CIE 1931 ZOOM**

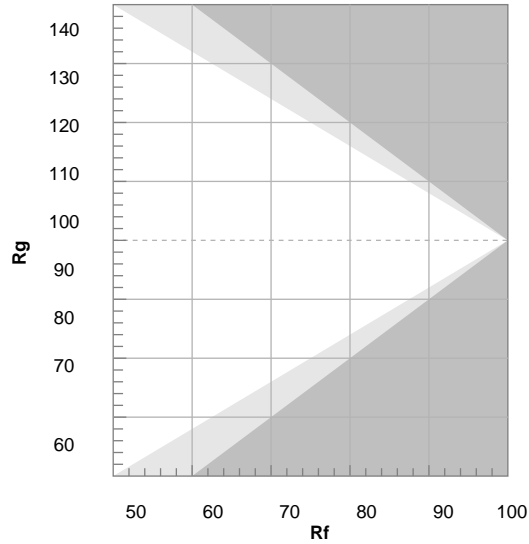


x:	0.289
y:	0.219
u:	0.229
v:	0.260
Δuv:	n/a



TM30 DETAILS

Hue Bin	R <sub>f</sub>	Graphic shifts (%)	
		Chroma	Hue
1	0	0%	0%
2	0	0%	0%
3	0	0%	0%
4	0	0%	0%
5	0	0%	0%
6	0	0%	0%
7	0	0%	0%
8	0	0%	0%
9	0	0%	0%
10	0	0%	0%
11	0	0%	0%
12	0	0%	0%
13	0	0%	0%
14	0	0%	0%
15	0	0%	0%
16	0	0%	0%



FIDELITY INDEX

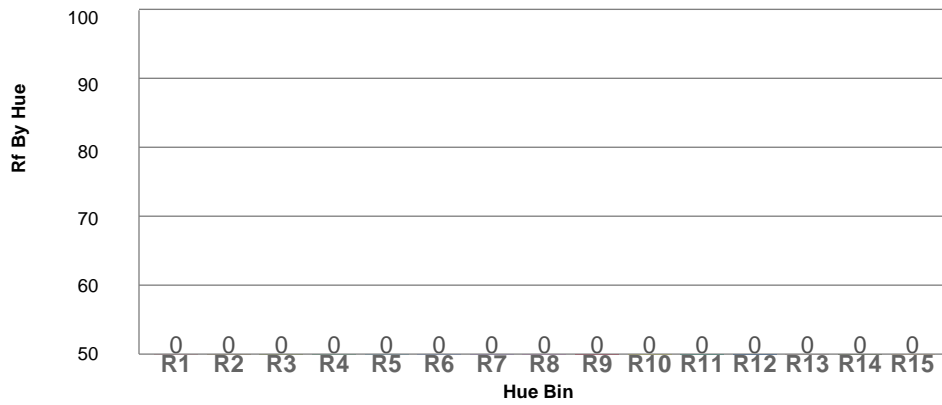
**R<sub>f</sub> 0.0**

GAMUT INDEX


**R<sub>g</sub> 0.0**

Approx. limits for sources on the Planckian locus.  
 Approx. limits for practical light sources.

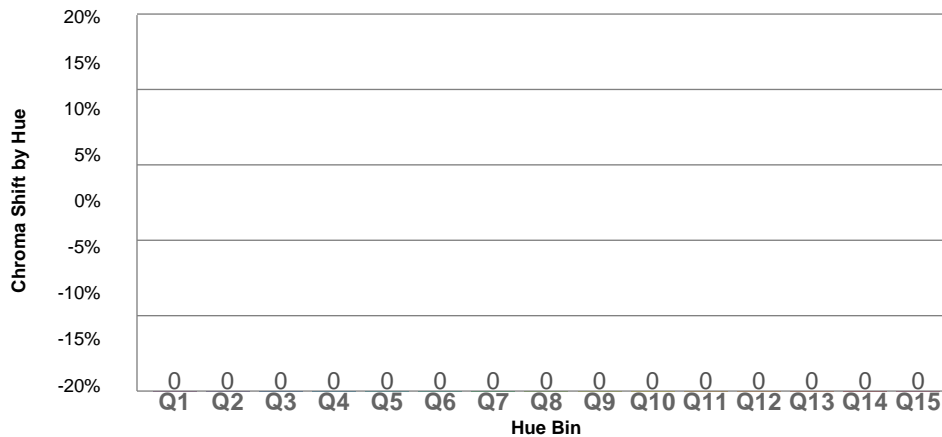
TM30 OVER 50




COLOR VECTOR GRAPHICS

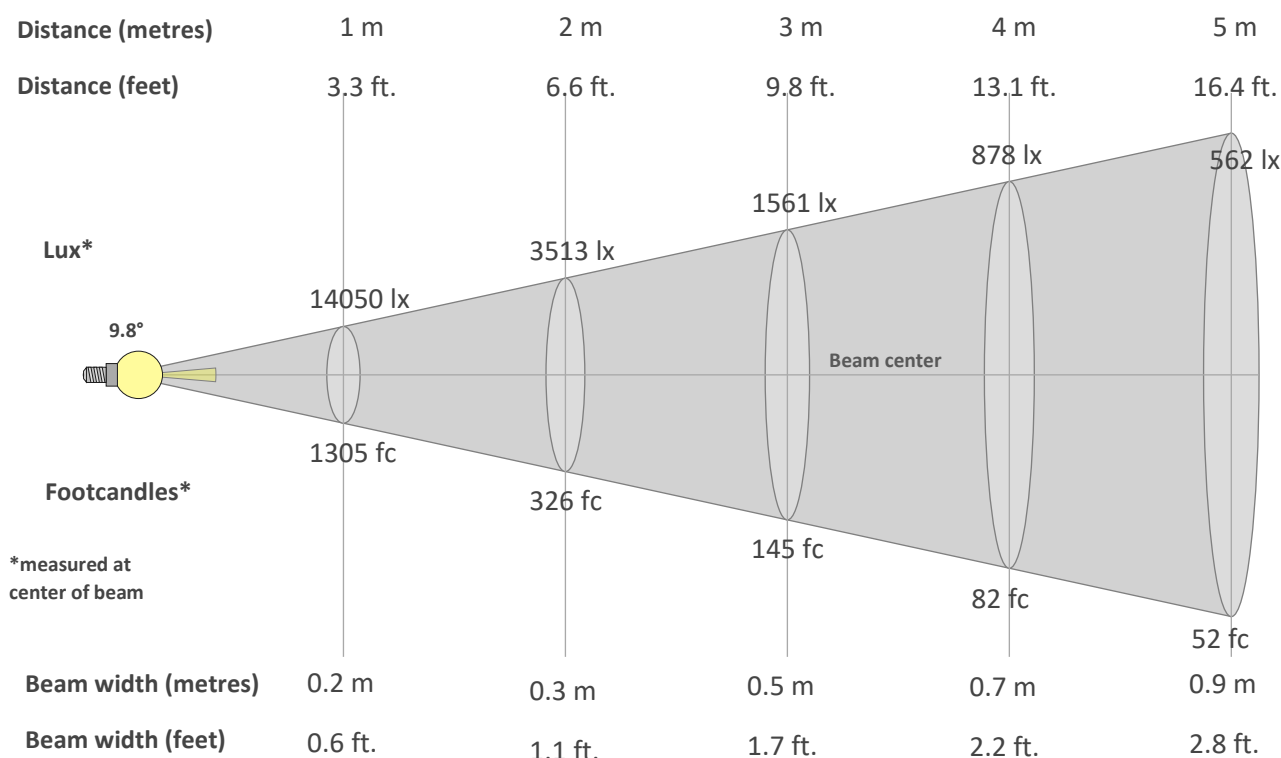


TM30 CHROMA SHIFT



COLOR DISTORTION GRAPHICS



**BEAM DETAILS**

**Beam intensity from 1-20m**

1m	2m	3m	4m	5m	6m	7m	8m	9m	10m	11m	12m	13m	14m	15m	16m	17m	18m	19m	20m
3.3ft	6.6ft	9.8ft	13.1ft	16.4ft	19.7ft	23ft	26.2ft	29.5ft	32.8ft	36.1ft	39.4ft	42.7ft	45.9ft	49.2ft	52.5ft	55.8ft	59.1ft	62.3ft	65.6ft
14050lx	3513lx	1561lx	878lx	562lx	390lx	287lx	220lx	173lx	141lx	116lx	98lx	83lx	72lx	62lx	55lx	49lx	43lx	39lx	35lx
1305.3fc	326.3fc	145fc	81.6fc	52.2fc	36.3fc	26.6fc	20.4fc	16.1fc	13.1fc	10.8fc	9.1fc	7.7fc	6.7fc	5.8fc	5.1fc	4.5fc	4fc	3.6fc	3.3fc

**Intensity in 0° c-plane**

0°	1°	2°	3°	4°	5°	6°	7°	8°	9°	10°	11°	12°	13°	14°	15°	16°	17°	18°	19°
14.1K	13.6K	12.5K	10.9K	9.0K	7.0K	5.1K	3.5K	2.4K	1.6K	1.2K	0.8K	0.6K	0.5K	0.4K	0.3K	0.3K	0.3K	0.2K	0.2K
100%	97%	89%	77%	64%	50%	36%	25%	17%	12%	8%	6%	4%	3%	3%	2%	2%	2%	2%	2%

**Intensity in 90° c-plane**

0°	1°	2°	3°	4°	5°	6°	7°	8°	9°	10°	11°	12°	13°	14°	15°	16°	17°	18°	19°
14.1K	13.7K	12.5K	10.8K	8.7K	6.7K	4.8K	3.3K	2.2K	1.5K	1.1K	0.8K	0.6K	0.5K	0.4K	0.3K	0.3K	0.3K	0.3K	0.2K
100%	97%	89%	77%	62%	48%	34%	24%	16%	11%	8%	6%	4%	3%	3%	2%	2%	2%	2%	2%

**Intensity in 180° c-plane**

0°	1°	2°	3°	4°	5°	6°	7°	8°	9°	10°	11°	12°	13°	14°	15°	16°	17°	18°	19°
14.1K	13.6K	12.5K	10.9K	9.0K	7.0K	5.1K	3.5K	2.4K	1.6K	1.2K	0.8K	0.6K	0.5K	0.4K	0.3K	0.3K	0.3K	0.2K	0.2K
100%	97%	89%	77%	64%	50%	36%	25%	17%	12%	8%	6%	4%	3%	3%	2%	2%	2%	2%	2%

**Intensity in 270° c-plane**

0°	1°	2°	3°	4°	5°	6°	7°	8°	9°	10°	11°	12°	13°	14°	15°	16°	17°	18°	19°
14.1K	13.7K	12.5K	10.8K	8.7K	6.7K	4.8K	3.3K	2.2K	1.5K	1.1K	0.8K	0.6K	0.5K	0.4K	0.3K	0.3K	0.3K	0.3K	0.2K
100%	97%	89%	77%	62%	48%	34%	24%	16%	11%	8%	6%	4%	3%	3%	2%	2%	2%	2%	2%