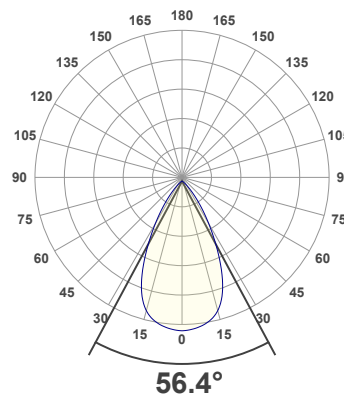
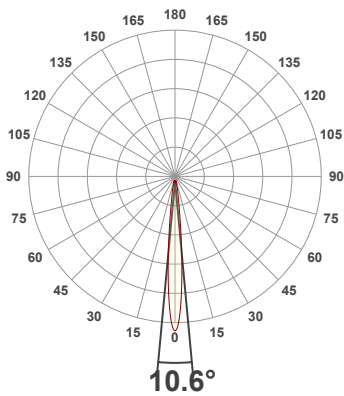




**PRODUCT INFORMATION**

SERIAL NUMBER:	LL-20190827-550-BMS
DATE OF MEASUREMENT:	2019-08-27
SIZE (dia. x h):	298 mm x 59.5 mm

**ANGULAR DISTRIBUTION AT C0/180 | ANGULAR DISTRIBUTION AT C90/270 | LIGHT OUTPUT DATA**

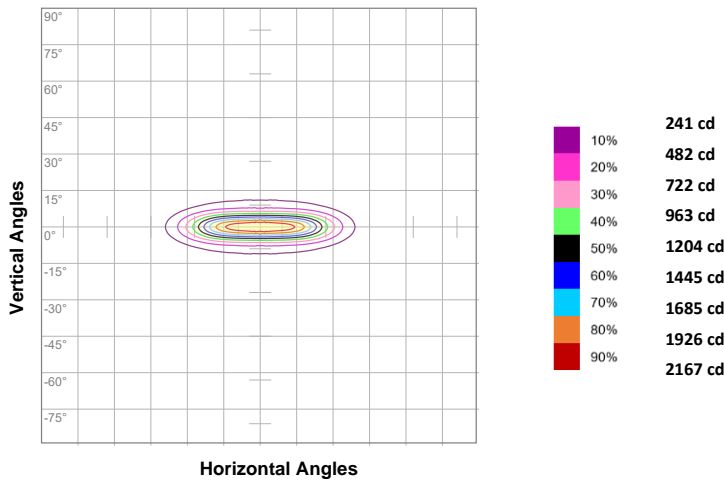


TOTAL LUMEN OUTPUT:	604 lm
EFFICACY:	31 lm/W
PEAK INTENSITY:	2410 cd
COLOR RENDERING INDEX (CRI):	0.0
COLOR TEMPERATURE (CCT):	0K
FIDELITY INDEX (TM30Rf):	0.0
GAMUT INDEX (TM30Rg):	0.0

**BEAM OUTPUT DATA**

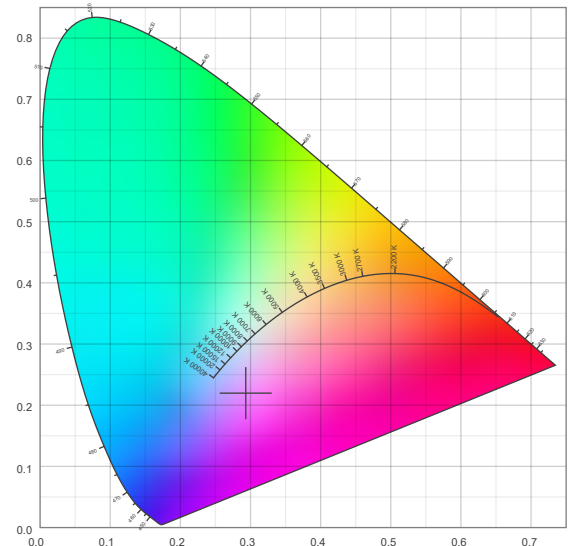
BEAM ANGLE (FWHM)   C0/180:	10.6°
BEAM ANGLE (FWHM)   C90/270:	56.4°
FIELD ANGLE (10%)   C0/180:	24.7°
FIELD ANGLE (10%)   C90/270:	86.7°
NUMBER OF PLANES MEASURED:	36

**ISOCANDELA DIAGRAM**


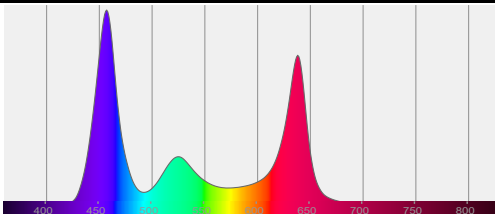


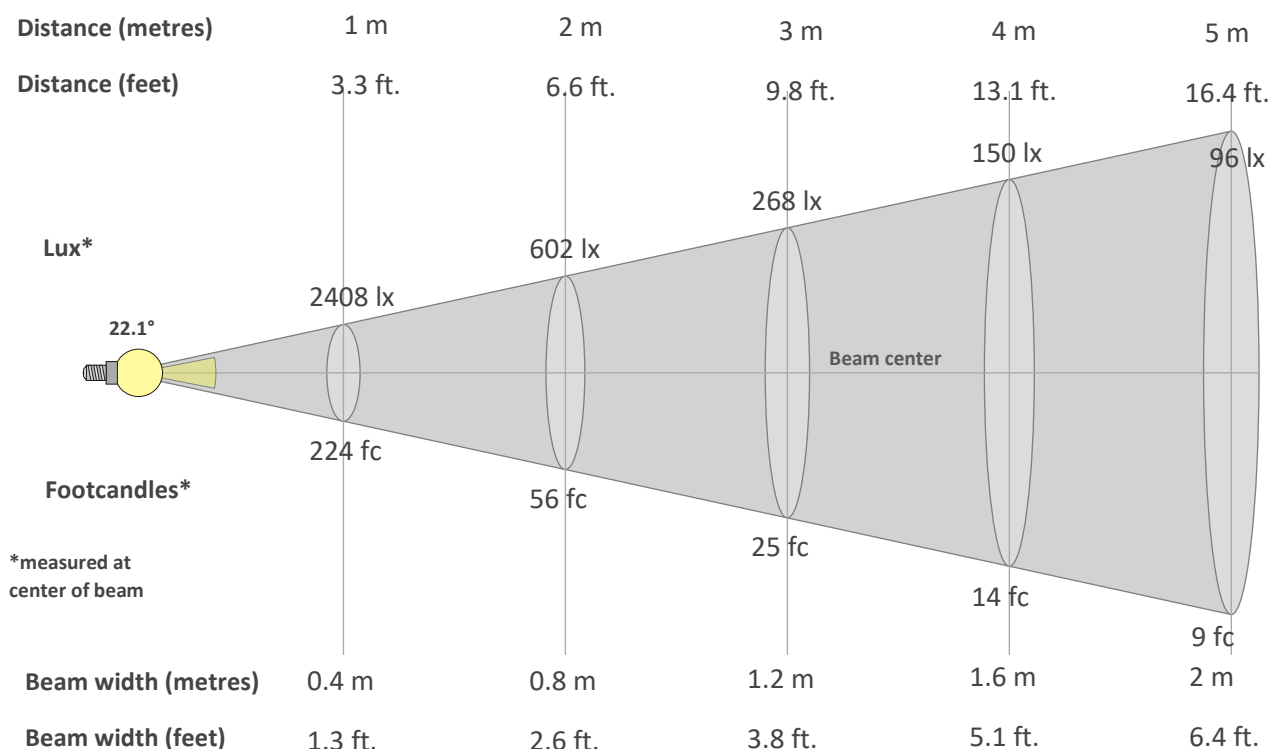
INPUT POWER:	19.3 W
POWER FACTOR:	1.0
OPTICAL POWER:	2.97 mW
PEAK WAVELENGTH:	457 nm
DOMINANT WAVELENGTH:	360 nm

**CIE 1931**



**SPECTRAL DISTRIBUTION | CIE 1931 ZOOM**



**BEAM DETAILS**

**Beam intensity from 1-20m**

1m	2m	3m	4m	5m	6m	7m	8m	9m	10m	11m	12m	13m	14m	15m	16m	17m	18m	19m	20m
3.3ft	6.6ft	9.8ft	13.1ft	16.4ft	19.7ft	23ft	26.2ft	29.5ft	32.8ft	36.1ft	39.4ft	42.7ft	45.9ft	49.2ft	52.5ft	55.8ft	59.1ft	62.3ft	65.6ft
2408lx	602lx	268lx	150lx	96lx	67lx	49lx	38lx	30lx	24lx	20lx	17lx	14lx	12lx	11lx	9lx	8lx	7lx	7lx	6lx
223.7fc	55.9fc	24.9fc	14fc	8.9fc	6.2fc	4.6fc	3.5fc	2.8fc	2.2fc	1.8fc	1.6fc	1.3fc	1.1fc	1fc	0.9fc	0.8fc	0.7fc	0.6fc	0.6fc

**Intensity in 0° c-plane**

0°	2°	4°	6°	8°	10°	12°	14°	16°	18°	20°	22°	24°	26°	28°	30°	32°	34°	36°	38°
2408	2171	1609	1010	587	363	253	194	158	128	101	76	58	44	34	28	23	18	15	14
100%	90%	67%	42%	24%	15%	10%	8%	7%	5%	4%	3%	2%	2%	1%	1%	1%	1%	1%	1%

**Intensity in 90° c-plane**

0°	2°	4°	6°	8°	10°	12°	14°	16°	18°	20°	22°	24°	26°	28°	30°	32°	34°	36°	38°
2408	2404	2391	2374	2351	2321	2282	2228	2155	2059	1936	1786	1609	1418	1226	1041	874	724	590	473
100%	100%	99%	99%	98%	96%	95%	93%	90%	85%	80%	74%	67%	59%	51%	43%	36%	30%	25%	20%

**Intensity in 180° c-plane**

0°	2°	4°	6°	8°	10°	12°	14°	16°	18°	20°	22°	24°	26°	28°	30°	32°	34°	36°	38°
2408	2171	1609	1010	587	363	253	194	158	128	101	76	58	44	34	28	23	18	15	14
100%	90%	67%	42%	24%	15%	10%	8%	7%	5%	4%	3%	2%	2%	1%	1%	1%	1%	1%	1%

**Intensity in 270° c-plane**

0°	2°	4°	6°	8°	10°	12°	14°	16°	18°	20°	22°	24°	26°	28°	30°	32°	34°	36°	38°
2408	2404	2391	2374	2351	2321	2282	2228	2155	2059	1936	1786	1609	1418	1226	1041	874	724	590	473
100%	100%	99%	99%	98%	96%	95%	93%	90%	85%	80%	74%	67%	59%	51%	43%	36%	30%	25%	20%