



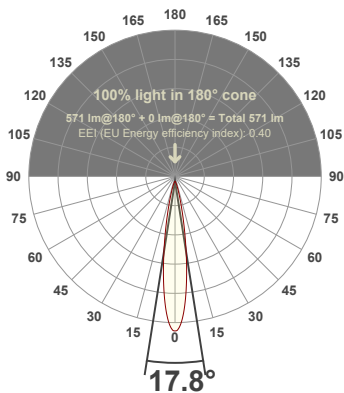
**PRODUCT INFORMATION**

SERIAL NUMBER: LL-20190828-565-BMS

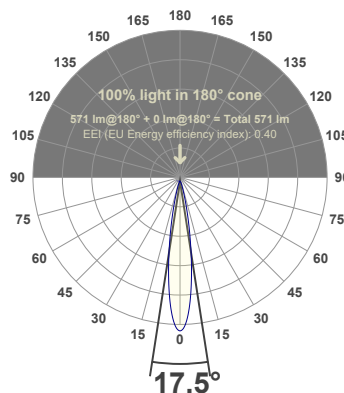
DATE OF MEASUREMENT: 2019-08-28

SIZE (dia. x h): 298 mm x 59.5 mm

**ANGULAR DISTRIBUTION AT C0/180**



**ANGULAR DISTRIBUTION AT C90/270**



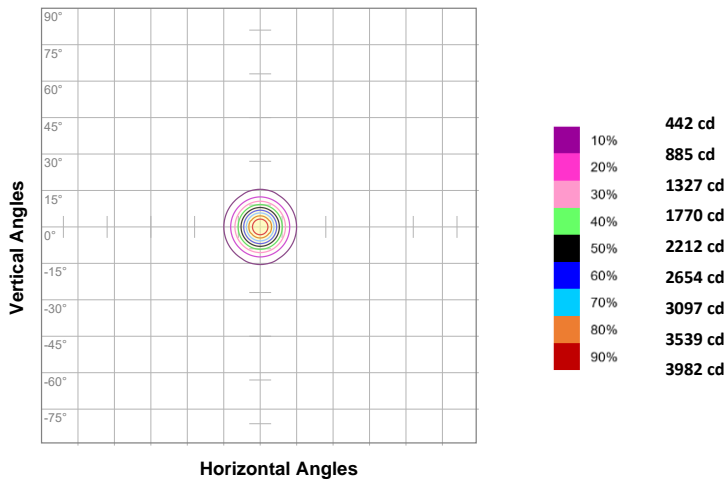
**LIGHT OUTPUT DATA**

TOTAL LUMEN OUTPUT:	571 lm
EFFICACY:	30 lm/W
PEAK INTENSITY:	4428 cd
COLOR RENDERING INDEX (CRI):	28.1
COLOR TEMPERATURE (CCT):	23729K
FIDELITY INDEX (TM30Rf):	0.0
GAMUT INDEX (TM30Rg):	n/a

**BEAM OUTPUT DATA**

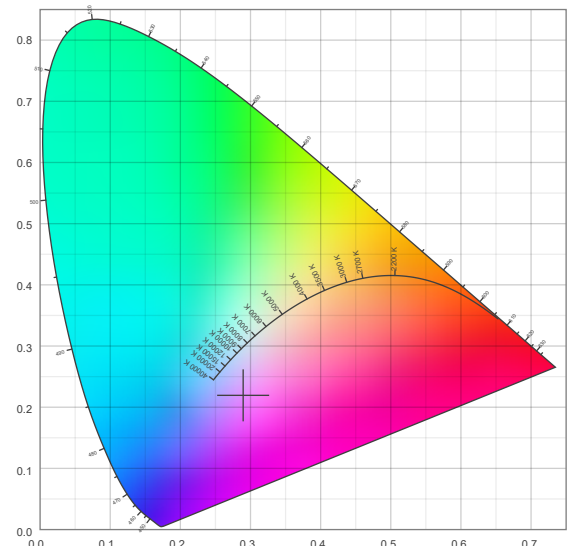
BEAM ANGLE (FWHM)   C0/180:	17.8°
BEAM ANGLE (FWHM)   C90/270:	17.5°
FIELD ANGLE (10%)   C0/180:	34.5°
FIELD ANGLE (10%)   C90/270:	33.6°
NUMBER OF PLANES MEASURED:	12

**ISOCANDELA DIAGRAM**

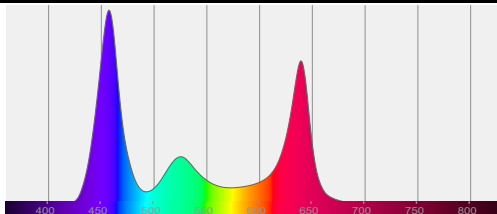


INPUT POWER:	19.2 W
POWER FACTOR:	1.0
OPTICAL POWER:	2.82 mW
PEAK WAVELENGTH:	458 nm
DOMINANT WAVELENGTH:	360 nm

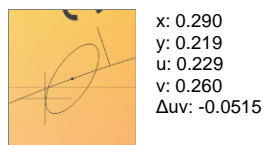
**CIE 1931**

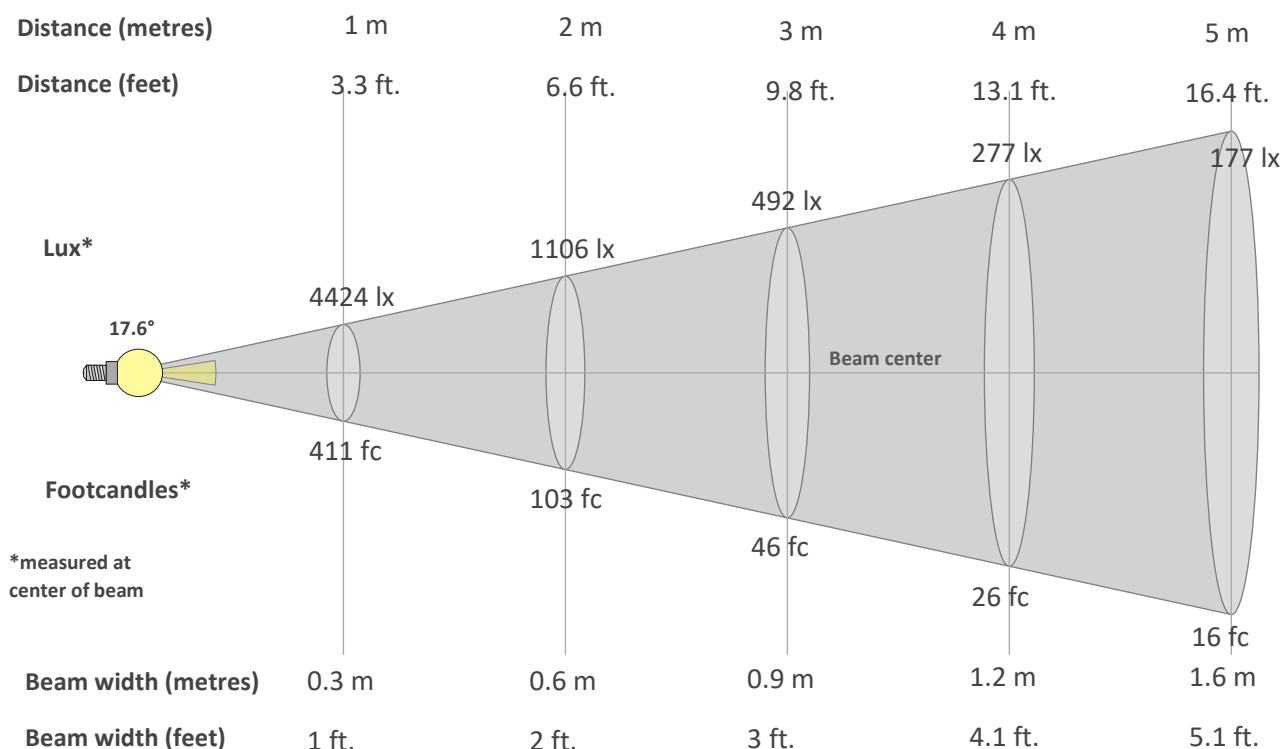


**SPECTRAL DISTRIBUTION**



**CIE 1931 ZOOM**



**BEAM DETAILS**

**Beam intensity from 1-20m**

1m	2m	3m	4m	5m	6m	7m	8m	9m	10m	11m	12m	13m	14m	15m	16m	17m	18m	19m	20m
3.3ft	6.6ft	9.8ft	13.1ft	16.4ft	19.7ft	23ft	26.2ft	29.5ft	32.8ft	36.1ft	39.4ft	42.7ft	45.9ft	49.2ft	52.5ft	55.8ft	59.1ft	62.3ft	65.6ft
4424lx	1106lx	492lx	277lx	177lx	123lx	90lx	69lx	55lx	44lx	37lx	31lx	26lx	23lx	20lx	17lx	15lx	14lx	12lx	11lx
411fc	102.8fc	45.7fc	25.7fc	16.4fc	11.4fc	8.4fc	6.4fc	5.1fc	4.1fc	3.4fc	2.9fc	2.4fc	2.1fc	1.8fc	1.6fc	1.4fc	1.3fc	1.1fc	1fc

**Intensity in 0° c-plane**

0°	1°	2°	3°	4°	5°	6°	7°	8°	9°	10°	11°	12°	13°	14°	15°	16°	17°	18°	19°
4424	4384	4274	4088	3846	3554	3225	2878	2524	2177	1847	1549	1281	1052	857	696	568	464	384	320
100%	99%	97%	92%	87%	80%	73%	65%	57%	49%	42%	35%	29%	24%	19%	16%	13%	10%	9%	7%

**Intensity in 90° c-plane**

0°	1°	2°	3°	4°	5°	6°	7°	8°	9°	10°	11°	12°	13°	14°	15°	16°	17°	18°	19°
4424	4387	4266	4080	3829	3531	3197	2840	2483	2134	1803	1498	1232	1000	807	650	522	425	348	289
100%	99%	96%	92%	87%	80%	72%	64%	56%	48%	41%	34%	28%	23%	18%	15%	12%	10%	8%	7%

**Intensity in 180° c-plane**

0°	1°	2°	3°	4°	5°	6°	7°	8°	9°	10°	11°	12°	13°	14°	15°	16°	17°	18°	19°
4424	4384	4274	4088	3846	3554	3225	2878	2524	2177	1847	1549	1281	1052	857	696	568	464	384	320
100%	99%	97%	92%	87%	80%	73%	65%	57%	49%	42%	35%	29%	24%	19%	16%	13%	10%	9%	7%

**Intensity in 270° c-plane**

0°	1°	2°	3°	4°	5°	6°	7°	8°	9°	10°	11°	12°	13°	14°	15°	16°	17°	18°	19°
4424	4387	4266	4080	3829	3531	3197	2840	2483	2134	1803	1498	1232	1000	807	650	522	425	348	289
100%	99%	96%	92%	87%	80%	72%	64%	56%	48%	41%	34%	28%	23%	18%	15%	12%	10%	8%	7%