



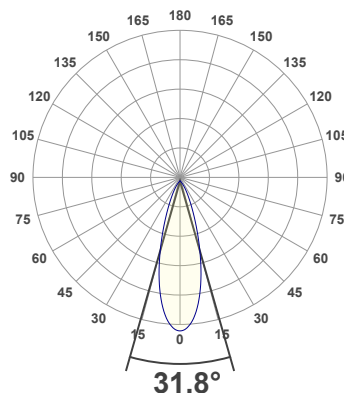
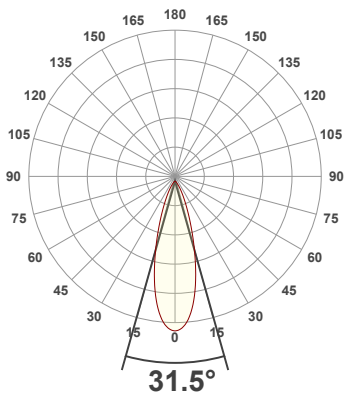
PRODUCT INFORMATION

SERIAL NUMBER: **LL-20190828-567-BMS**

DATE OF MEASUREMENT: **2019-08-28**

SIZE (dia. x h): **298 mm x 59.5 mm**

ANGULAR DISTRIBUTION AT C0/180 | ANGULAR DISTRIBUTION AT C90/270 | LIGHT OUTPUT DATA

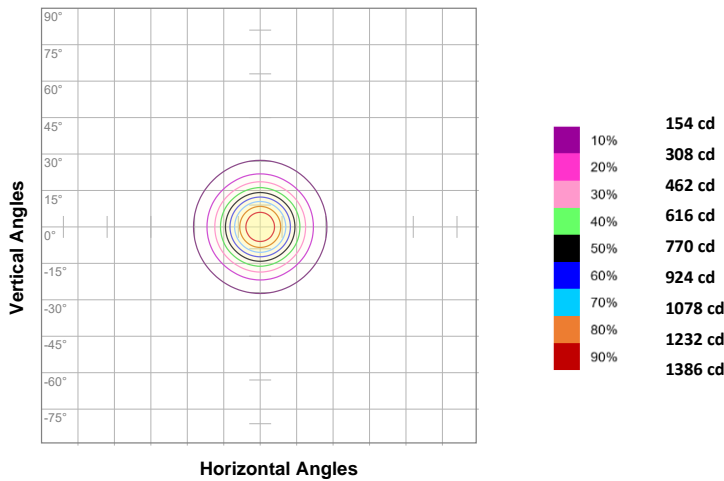


TOTAL LUMEN OUTPUT:	602 lm
EFFICACY:	31 lm/W
PEAK INTENSITY:	1541 cd
COLOR RENDERING INDEX (CRI):	27.5
COLOR TEMPERATURE (CCT):	23369K
FIDELITY INDEX (TM30Rf):	0.0
GAMUT INDEX (TM30Rg):	n/a

BEAM OUTPUT DATA

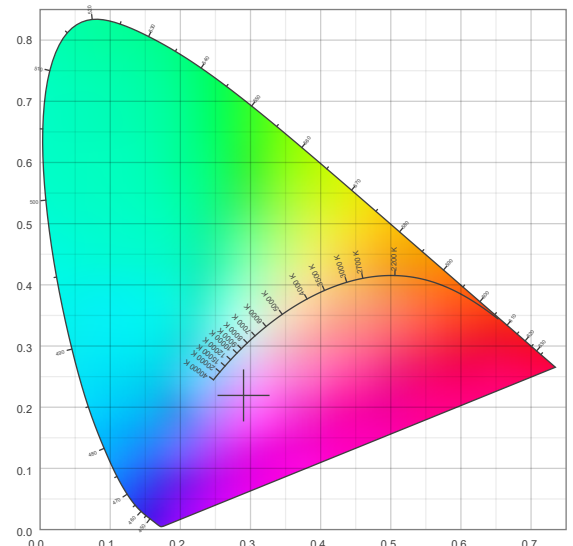
BEAM ANGLE (FWHM) C0/180:	31.5°
BEAM ANGLE (FWHM) C90/270:	31.8°
FIELD ANGLE (10%) C0/180:	60.9°
FIELD ANGLE (10%) C90/270:	61.1°
NUMBER OF PLANES MEASURED:	12

ISOCANDELA DIAGRAM

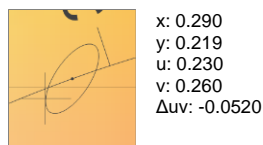
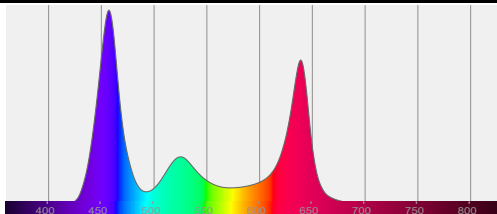


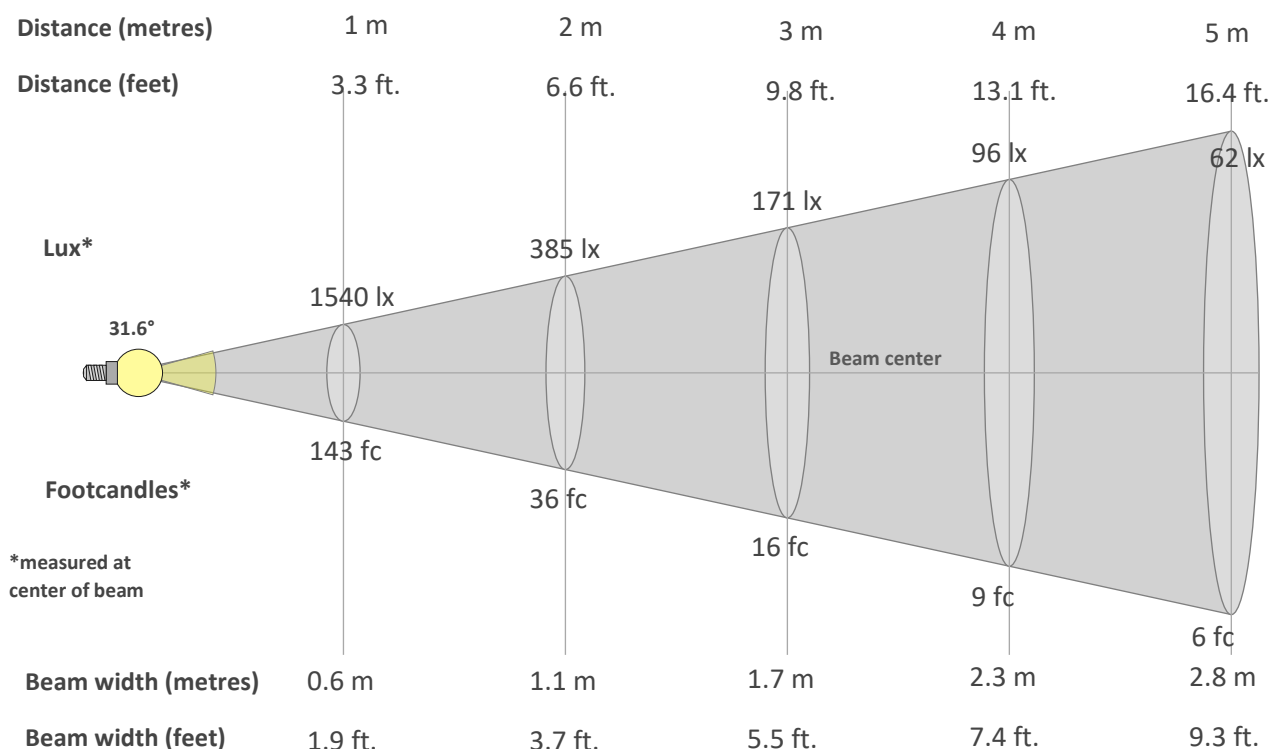
INPUT POWER:	19.2 W
POWER FACTOR:	1.0
OPTICAL POWER:	2.97 mW
PEAK WAVELENGTH:	458 nm
DOMINANT WAVELENGTH:	360 nm

CIE 1931



SPECTRAL DISTRIBUTION | CIE 1931 ZOOM



BEAM DETAILS

Beam intensity from 1-20m

1m	2m	3m	4m	5m	6m	7m	8m	9m	10m	11m	12m	13m	14m	15m	16m	17m	18m	19m	20m
3.3ft	6.6ft	9.8ft	13.1ft	16.4ft	19.7ft	23ft	26.2ft	29.5ft	32.8ft	36.1ft	39.4ft	42.7ft	45.9ft	49.2ft	52.5ft	55.8ft	59.1ft	62.3ft	65.6ft
1540lx	385lx	171lx	96lx	62lx	43lx	31lx	24lx	19lx	15lx	13lx	11lx	9lx	8lx	7lx	6lx	5lx	5lx	4lx	4lx
143.1fc	35.8fc	15.9fc	8.9fc	5.7fc	4fc	2.9fc	2.2fc	1.8fc	1.4fc	1.2fc	1fc	0.8fc	0.7fc	0.6fc	0.6fc	0.5fc	0.4fc	0.4fc	0.4fc

Intensity in 0° c-plane

0°	2°	4°	6°	8°	10°	12°	14°	16°	18°	20°	22°	24°	26°	28°	30°	32°	34°	36°	38°
1540	1528	1484	1413	1314	1190	1049	898	751	617	499	399	318	254	202	162	130	105	84	68
100%	99%	96%	92%	85%	77%	68%	58%	49%	40%	32%	26%	21%	16%	13%	11%	8%	7%	5%	4%

Intensity in 90° c-plane

0°	2°	4°	6°	8°	10°	12°	14°	16°	18°	20°	22°	24°	26°	28°	30°	32°	34°	36°	38°
1540	1527	1480	1408	1310	1189	1054	909	764	627	506	404	321	255	203	163	132	106	86	69
100%	99%	96%	91%	85%	77%	68%	59%	50%	41%	33%	26%	21%	17%	13%	11%	9%	7%	6%	4%

Intensity in 180° c-plane

0°	2°	4°	6°	8°	10°	12°	14°	16°	18°	20°	22°	24°	26°	28°	30°	32°	34°	36°	38°
1540	1528	1484	1413	1314	1190	1049	898	751	617	499	399	318	254	202	162	130	105	84	68
100%	99%	96%	92%	85%	77%	68%	58%	49%	40%	32%	26%	21%	16%	13%	11%	8%	7%	5%	4%

Intensity in 270° c-plane

0°	2°	4°	6°	8°	10°	12°	14°	16°	18°	20°	22°	24°	26°	28°	30°	32°	34°	36°	38°
1540	1527	1480	1408	1310	1189	1054	909	764	627	506	404	321	255	203	163	132	106	86	69
100%	99%	96%	91%	85%	77%	68%	59%	50%	41%	33%	26%	21%	17%	13%	11%	9%	7%	6%	4%