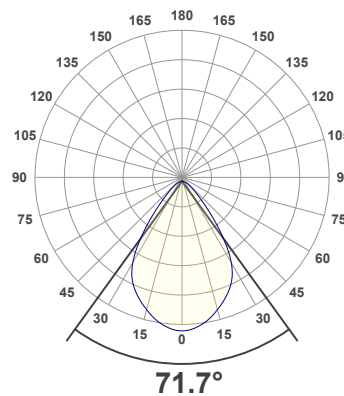
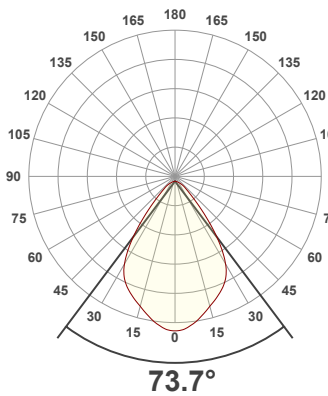




PRODUCT INFORMATION

SERIAL NUMBER:	LL-20190828-570-BMS
DATE OF MEASUREMENT:	2019-08-28
SIZE (dia. x h):	298 mm x 59.5 mm

ANGULAR DISTRIBUTION AT C0/180 | ANGULAR DISTRIBUTION AT C90/270 | LIGHT OUTPUT DATA

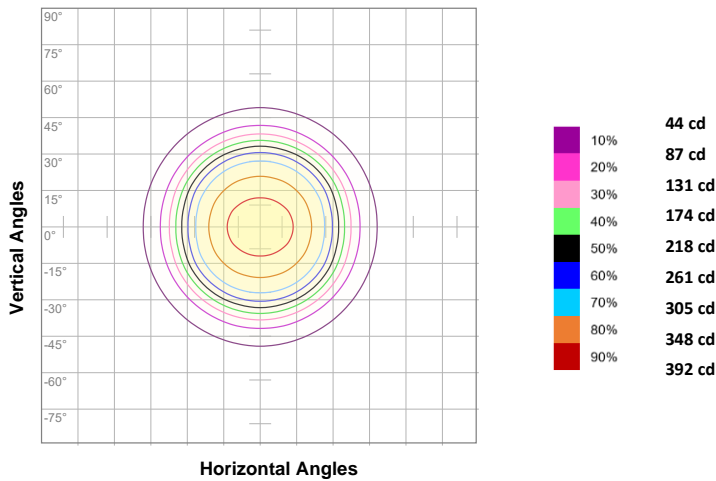


TOTAL LUMEN OUTPUT:	599 lm
EFFICACY:	31 lm/W
PEAK INTENSITY:	436 cd
COLOR RENDERING INDEX (CRI):	26.8
COLOR TEMPERATURE (CCT):	24712K
FIDELITY INDEX (TM30Rf):	0.0
GAMUT INDEX (TM30Rg):	n/a

BEAM OUTPUT DATA

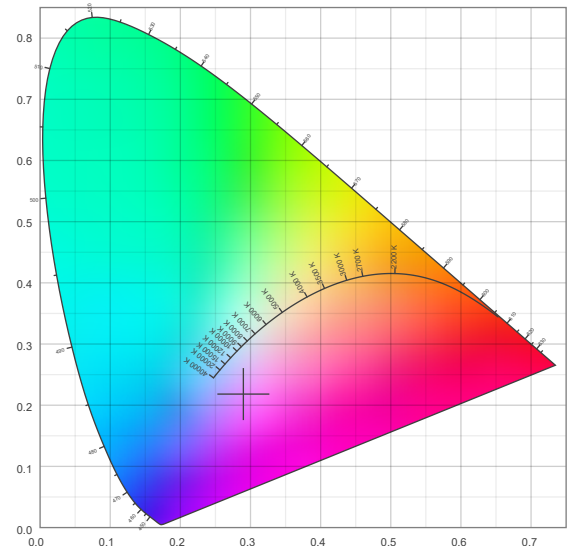
BEAM ANGLE (FWHM) C0/180:	73.7°
BEAM ANGLE (FWHM) C90/270:	71.7°
FIELD ANGLE (10%) C0/180:	109.4°
FIELD ANGLE (10%) C90/270:	107°
NUMBER OF PLANES MEASURED:	12

ISOCANDELA DIAGRAM

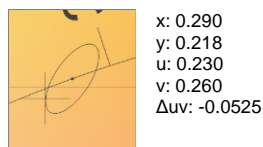
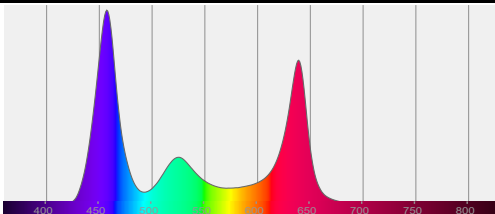


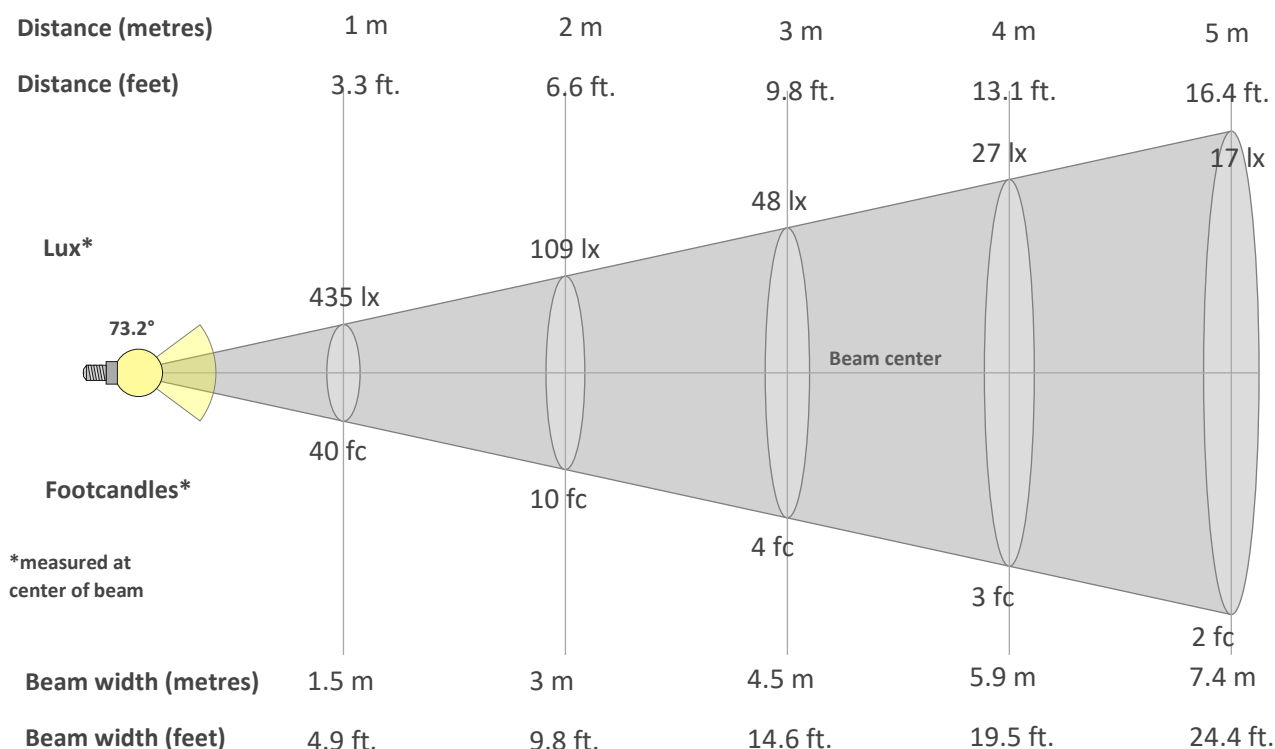
INPUT POWER:	19.2 W
POWER FACTOR:	1.0
OPTICAL POWER:	2.97 mW
PEAK WAVELENGTH:	458 nm
DOMINANT WAVELENGTH:	360 nm

CIE 1931



SPECTRAL DISTRIBUTION | CIE 1931 ZOOM



BEAM DETAILS

Beam intensity from 1-20m

1m	2m	3m	4m	5m	6m	7m	8m	9m	10m	11m	12m	13m	14m	15m	16m	17m	18m	19m	20m
3.3ft	6.6ft	9.8ft	13.1ft	16.4ft	19.7ft	23ft	26.2ft	29.5ft	32.8ft	36.1ft	39.4ft	42.7ft	45.9ft	49.2ft	52.5ft	55.8ft	59.1ft	62.3ft	65.6ft
435lx	109lx	48lx	27lx	17lx	12lx	9lx	7lx	5lx	4lx	4lx	3lx	3lx	2lx	2lx	2lx	2lx	1lx	1lx	1lx
40.5fc	10.1fc	4.5fc	2.5fc	1.6fc	1.1fc	0.8fc	0.6fc	0.5fc	0.4fc	0.3fc	0.3fc	0.2fc	0.2fc	0.2fc	0.2fc	0.1fc	0.1fc	0.1fc	0.1fc

Intensity in 0° c-plane

0°	5°	10°	15°	20°	25°	30°	35°	40°	45°	50°	55°	60°	65°	70°	75°	80°	85°	90°	95°
435	428	408	384	362	339	306	246	168	102	63	43	31	22	14	8	3	1	0	0
100%	98%	94%	88%	83%	78%	70%	56%	38%	23%	14%	10%	7%	5%	3%	2%	1%	0%	0%	0%

Intensity in 90° c-plane

0°	5°	10°	15°	20°	25°	30°	35°	40°	45°	50°	55°	60°	65°	70°	75°	80°	85°	90°	95°
435	429	414	392	368	339	298	232	153	93	59	39	27	19	13	7	3	0	0	0
100%	99%	95%	90%	84%	78%	68%	53%	35%	21%	13%	9%	6%	4%	3%	2%	1%	0%	0%	0%

Intensity in 180° c-plane

0°	5°	10°	15°	20°	25°	30°	35°	40°	45°	50°	55°	60°	65°	70°	75°	80°	85°	90°	95°
435	428	408	384	362	339	306	246	168	102	63	43	31	22	14	8	3	1	0	0
100%	98%	94%	88%	83%	78%	70%	56%	38%	23%	14%	10%	7%	5%	3%	2%	1%	0%	0%	0%

Intensity in 270° c-plane

0°	5°	10°	15°	20°	25°	30°	35°	40°	45°	50°	55°	60°	65°	70°	75°	80°	85°	90°	95°
435	429	414	392	368	339	298	232	153	93	59	39	27	19	13	7	3	0	0	0
100%	99%	95%	90%	84%	78%	68%	53%	35%	21%	13%	9%	6%	4%	3%	2%	1%	0%	0%	0%