

**Light efficiency:**



**Light quality:**



**Color temperature:**

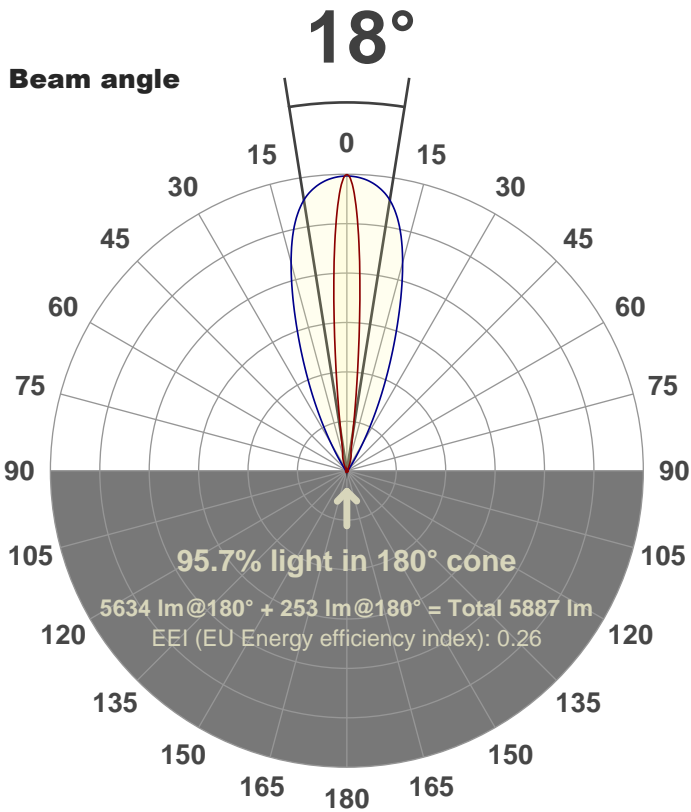


**Output: 5634 lm**

**Peak: 32762 cd**

**Power: 98.3 W**

**PF: 1.0**



**Product name:**

**FL100-CM-RGBW65K-IM-40X10-ELV-SM-WHITE**

**Date and time:**

**08-Jun-18 4:16:13 PM**

**Additional Information:**

**LED: RGBW**

**FIXTURE: FL100**

**FILM: 250237 (40°X1°)**

**COLOR-AMP: ON**


**STABILIZED: YES**

**COLOR (RGBW): WHITE**

**FWHM: 39.1°X9.8°**

**PERFORMED BY: ABDULLAH QURESHI**

**Color**

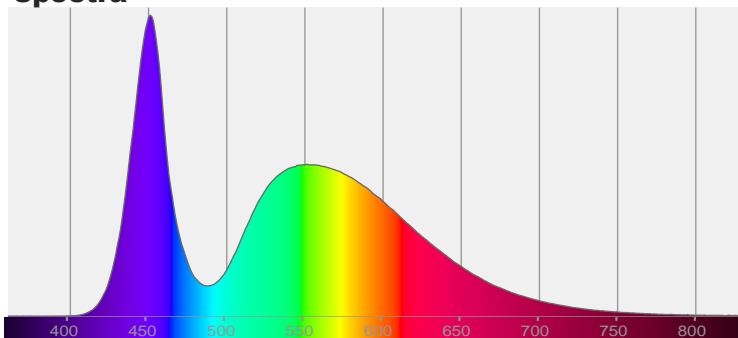


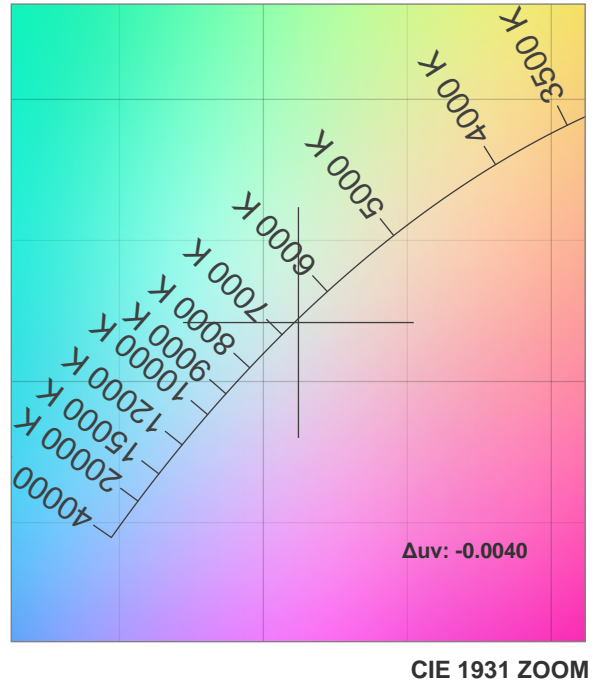
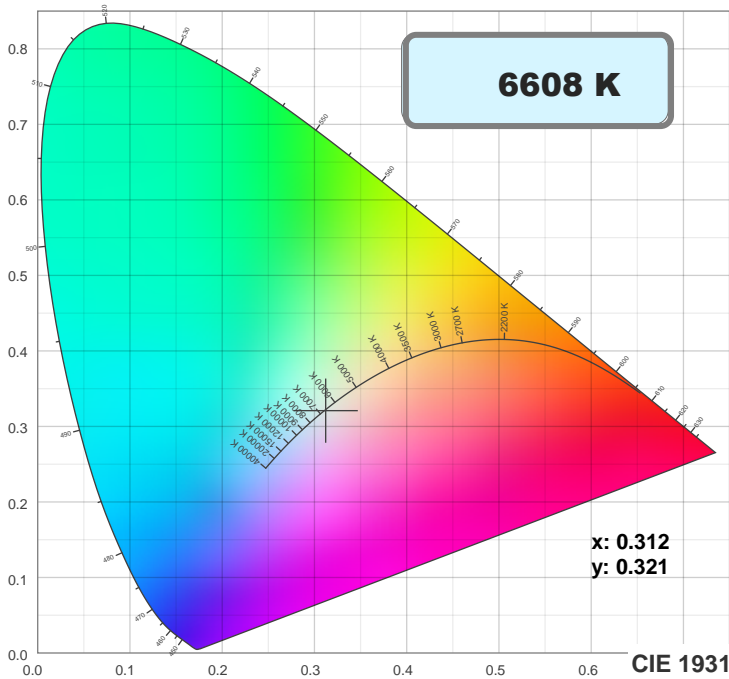
**CIE 1931**

**x: 0.312**

**y: 0.321**

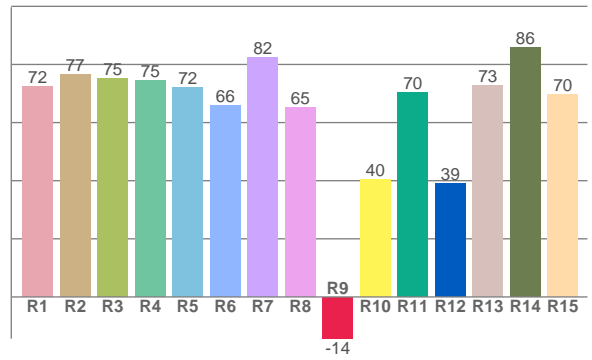
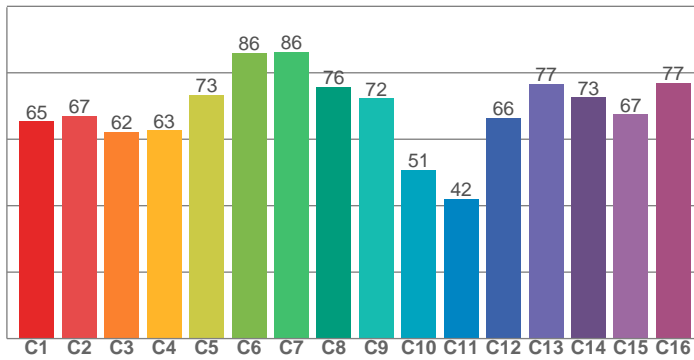
**Spectra**



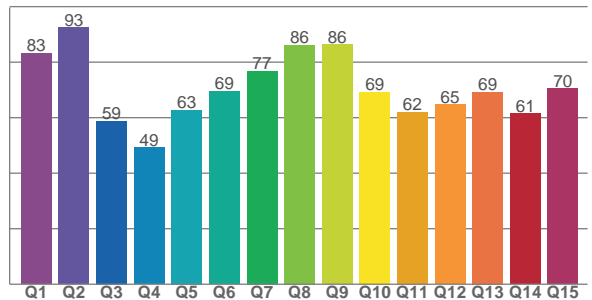


**TM30: 68.7**

**CRI: 73.1 (R1-R8)**



**CQS: 68.6**



CRI R values, only R1-R8 are used to calculate final CRI value

R1	R2	R3	R4	R5	R6	R7	R8	R9	R10	R11	R12	R13	R14	R15
72.3	76.6	75.3	74.6	72.1	66.0	82.3	65.3	-14.3	40.3	70.2	38.9	72.7	85.8	69.6

TM30 C values, 16 binned values out of total of 99 C values

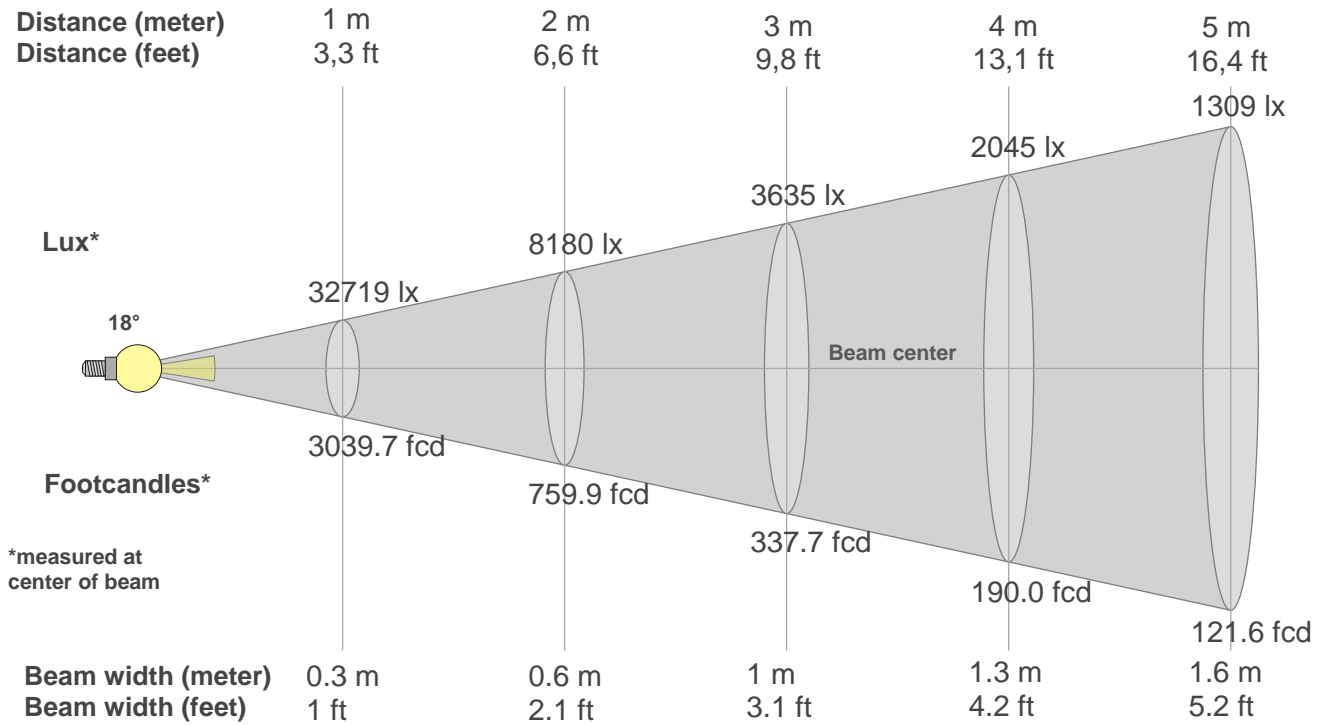
C1	C2	C3	C4	C5	C6	C7	C8	C9	C10	C11	C12	C13	C14	C15	C16
65.3	66.9	62.3	62.6	73.3	85.9	86.2	75.8	72.3	50.8	42.0	66.3	76.7	72.5	67.5	76.9

CQS Q values

Q1	Q2	Q3	Q4	Q5	Q6	Q7	Q8	Q9	Q10	Q11	Q12	Q13	Q14	Q15
83.2	92.5	58.8	49.2	62.7	69.5	76.9	86.2	86.4	69.2	62.1	64.7	69.2	61.4	70.5

## Color parameters

Color temperature	Color rendering index	Red component	Color fidelity	Color gamut	Color quality scale	Color coordinate cie 1931	Color coordinate cie 1931	Color coordinate	Color coordinate	Color deviation from black body
CCT	CRI	CRI R9	TM30 Rf	TM30 Rg	CQS	x	y	u	v	Δuv
6608 K	73.1	-14.3	68.7	94.1	68.6	0.312	0.321	0.201	0.309	-0.0040



### Beam intensities from 1-20m

1m	2m	3m	4m	5m	6m	7m	8m	9m	10m	11m	12m	13m	14m	15m	16m	17m	18m	19m	20m
3.3ft	6.6ft	9.8ft	13.1ft	16.4ft	19.7ft	23ft	26.2ft	29.5ft	32.8ft	36.1ft	39.4ft	42.7ft	45.9ft	49.2ft	52.5ft	55.8ft	59.1ft	62.3ft	65.6ft
32719lx	8180lx	3635lx	2045lx	1309lx	909lx	668lx	511lx	404lx	327lx	270lx	227lx	194lx	167lx	145lx	128lx	113lx	101lx	91lx	82lx
3039.7 fcd	759.9 fcd	337.7 fcd	190 fcd	121.6 fcd	84.4 fcd	62 fcd	47.5 fcd	37.5 fcd	30.4 fcd	25.1 fcd	21.1 fcd	18 fcd	15.5 fcd	13.5 fcd	11.9 fcd	10.5 fcd	9.4 fcd	8.4 fcd	7.6 fcd

### Intensities in 0° c-plane

0°	1°	2°	3°	4°	5°	6°	7°	8°	9°	10°	11°	12°	13°	14°	15°	16°	17°	18°	19°
32.7K	31.9K	29.3K	25.5K	20.8K	16.0K	11.8K	8.4K	5.9K	4.2K	3.2K	2.6K	2.3K	2.1K	1.9K	1.8K	1.7K	1.6K	1.4K	1.3K
100%	97%	90%	78%	64%	49%	36%	26%	18%	13%	10%	8%	7%	6%	6%	6%	5%	5%	4%	4%

### Intensities in 90° c-plane

0°	1°	2°	3°	4°	5°	6°	7°	8°	9°	10°	11°	12°	13°	14°	15°	16°	17°	18°	19°
32.7K	32.7K	32.7K	32.5K	32.4K	32.1K	31.8K	31.5K	31.0K	30.5K	29.8K	28.9K	27.9K	26.8K	25.4K	23.9K	22.4K	20.7K	19.0K	17.3K
100%	100%	100%	99%	99%	98%	97%	96%	95%	93%	91%	88%	85%	82%	78%	73%	68%	63%	58%	53%

### Intensities in 180° c-plane

0°	1°	2°	3°	4°	5°	6°	7°	8°	9°	10°	11°	12°	13°	14°	15°	16°	17°	18°	19°
32.7K	31.9K	29.3K	25.5K	20.8K	16.0K	11.8K	8.4K	5.9K	4.2K	3.2K	2.6K	2.3K	2.1K	1.9K	1.8K	1.7K	1.6K	1.4K	1.3K
100%	97%	90%	78%	64%	49%	36%	26%	18%	13%	10%	8%	7%	6%	6%	6%	5%	5%	4%	4%

### Intensities in 270° c-plane

0°	1°	2°	3°	4°	5°	6°	7°	8°	9°	10°	11°	12°	13°	14°	15°	16°	17°	18°	19°
32.7K	32.7K	32.7K	32.5K	32.4K	32.1K	31.8K	31.5K	31.0K	30.5K	29.8K	28.9K	27.9K	26.8K	25.4K	23.9K	22.4K	20.7K	19.0K	17.3K
100%	100%	100%	99%	99%	98%	97%	96%	95%	93%	91%	88%	85%	82%	78%	73%	68%	63%	58%	53%

Beam angle 50%	Field angle 10%	Cutoff angle 2,5%	Intensity ratio in 120° cone	Intensity ratio in 90° cone
18°	32.8°	57.1°	90.8%	87.3%