

**Light efficiency:**

**34 Lumen/Watt**

**Light quality:**

**CRI: 0.0**

**Color temperature:**

**0 K**

**Output: 3373 lm**

**Peak: 10571 cd**

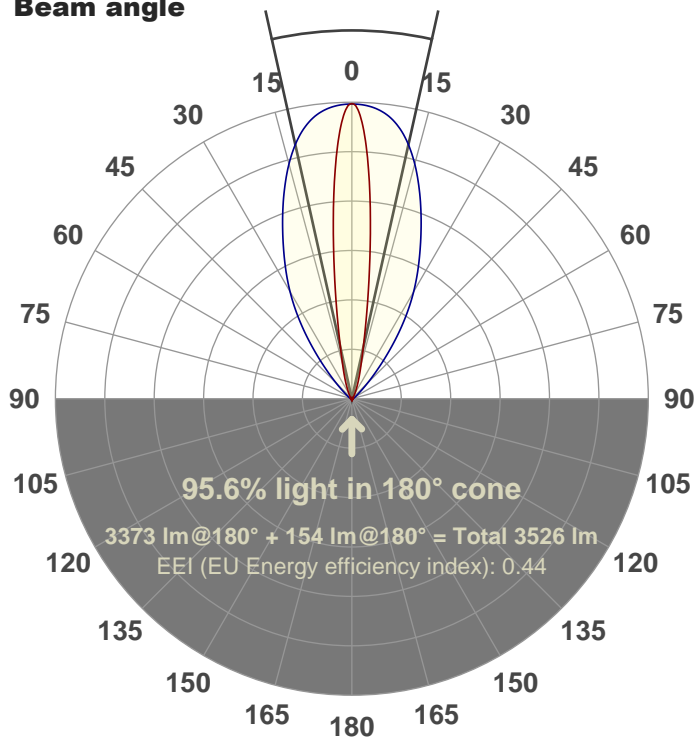
**Power: 98.1 W**

**PF: 1.0**



**25.1°**

**Beam angle**



**Product name:**

**FL100-CM-RGBW65K-IM-60X10-ELV-SM-GREEN**

**Date and time:**

**06-Jun-18 1:37:17 PM**

**Additional Information:**

**LED: RGBW**

**FIXTURE: FL100**

**FILM: 250233 (60°X10°)**

**COLOR-AMP: ON**

**STABILIZED: YES**

**COLOR (RGBW): GREEN**

**FWHM: 53.6°X14.2°**

**PERFORMED BY: ABDULLAH QURESHI**

**Color**

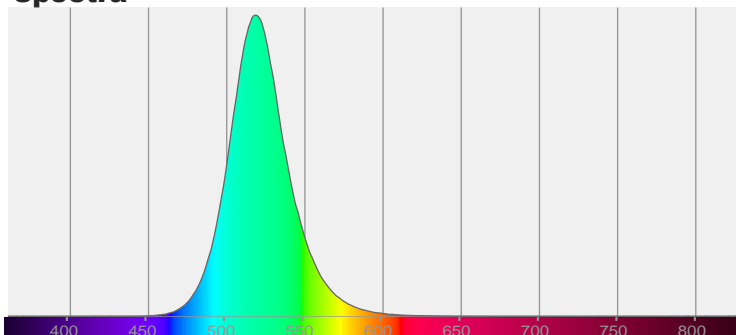


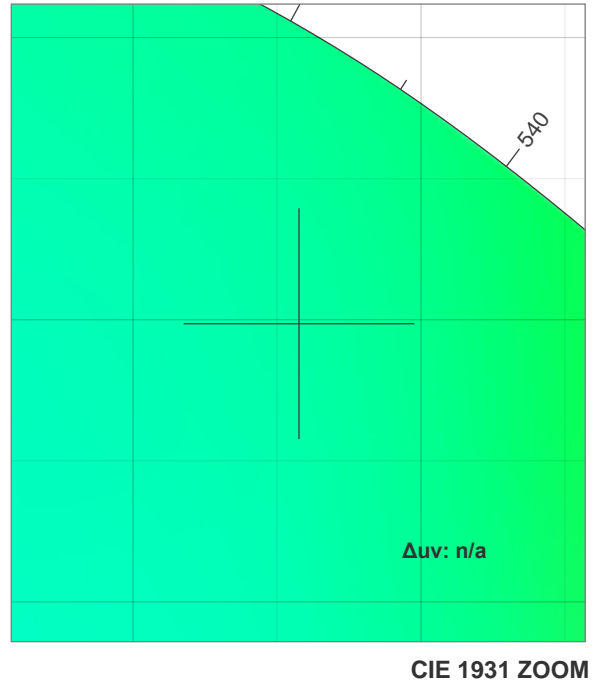
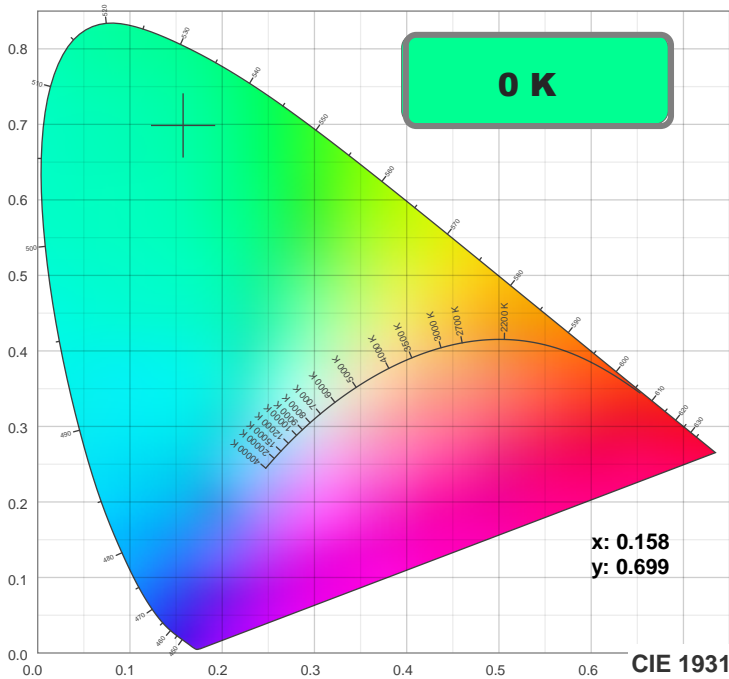
**CIE 1931**

**x: 0.158**

**y: 0.699**

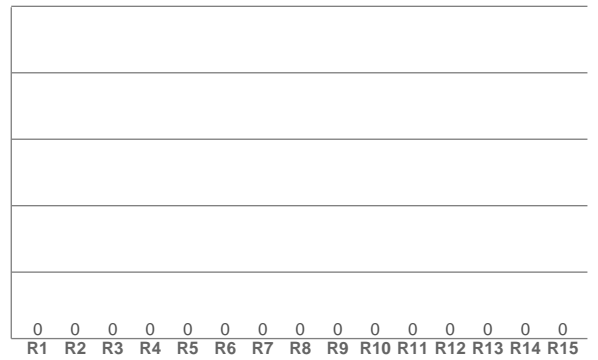
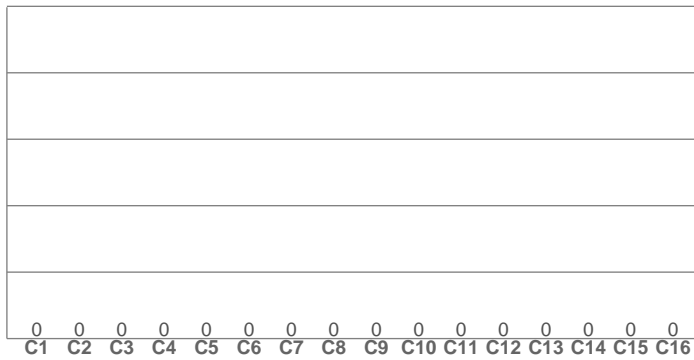
**Spectra**





**TM30: 0.0**

**CRI: 0.0 (R1-R8)**



**CRI R values, only R1-R8 are used to calculate final CRI value**

R1	R2	R3	R4	R5	R6	R7	R8	R9	R10	R11	R12	R13	R14	R15
0.0	0.0	0.0	0.0	0.0	0.0	0.0	0.0	0.0	0.0	0.0	0.0	0.0	0.0	0.0

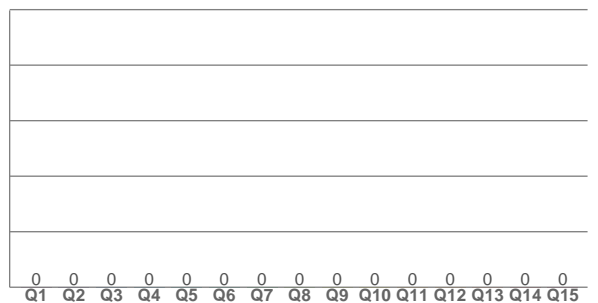
**TM30 C values, 16 binned values out of total of 99 C values**

C1	C2	C3	C4	C5	C6	C7	C8	C9	C10	C11	C12	C13	C14	C15	C16
0.0	0.0	0.0	0.0	0.0	0.0	0.0	0.0	0.0	0.0	0.0	0.0	0.0	0.0	0.0	0.0

**CQS Q values**

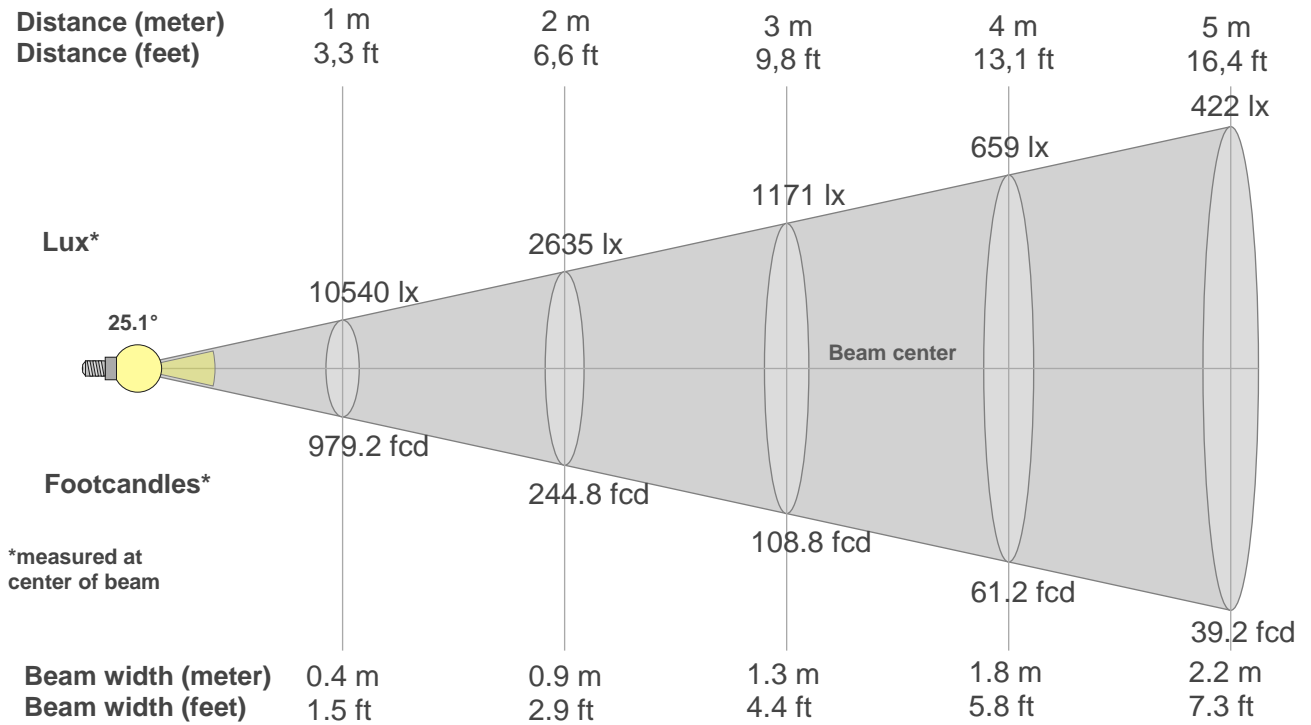
Q1	Q2	Q3	Q4	Q5	Q6	Q7	Q8	Q9	Q10	Q11	Q12	Q13	Q14	Q15
0.0	0.0	0.0	0.0	0.0	0.0	0.0	0.0	0.0	0.0	0.0	0.0	0.0	0.0	0.0

**CQS: 0.0**



## Color parameters

Color temperature	Color rendering index	Red component	Color fidelity	Color gamut	Color quality scale	Color coordinate cie 1931	Color coordinate cie 1931	Color coordinate	Color coordinate	Color deviation from black body
CCT	CRI	CRI R9	TM30 Rf	TM30 Rg	CQS	x	y	u	v	$\Delta uv$
0 K	0.0	0.0	0.0	0.0	0.0	0.158	0.699	0.057	0.379	n/a



### Beam intensities from 1-20m

1m	2m	3m	4m	5m	6m	7m	8m	9m	10m	11m	12m	13m	14m	15m	16m	17m	18m	19m	20m
3.3ft	6.6ft	9.8ft	13.1ft	16.4ft	19.7ft	23ft	26.2ft	29.5ft	32.8ft	36.1ft	39.4ft	42.7ft	45.9ft	49.2ft	52.5ft	55.8ft	59.1ft	62.3ft	65.6ft
10540lx	2635lx	1171lx	659lx	422lx	293lx	215lx	165lx	130lx	105lx	87lx	73lx	62lx	54lx	47lx	41lx	36lx	33lx	29lx	26lx
979.2fcd	244.8fcd	108.8fcd	61.2fcd	39.2fcd	27.2fcd	20fcd	15.3fcd	12.1fcd	9.8fcd	8.1fcd	6.8fcd	5.8fcd	5fcd	4.4fcd	3.8fcd	3.4fcd	3fcd	2.7fcd	2.4fcd

### Intensities in 0° c-plane

0°	2°	4°	6°	8°	10°	12°	14°	16°	18°	20°	22°	24°	26°	28°	30°	32°	34°	36°	38°
10.5K	10.0K	8.4K	6.4K	4.5K	3.0K	2.1K	1.5K	1.1K	0.9K	0.7K	0.5K	0.4K	0.3K	0.3K	0.2K	0.2K	0.1K	0.1K	0.1K
100%	94%	80%	60%	42%	29%	20%	14%	11%	8%	6%	5%	4%	3%	2%	2%	2%	1%	1%	1%

### Intensities in 90° c-plane

0°	2°	4°	6°	8°	10°	12°	14°	16°	18°	20°	22°	24°	26°	28°	30°	32°	34°	36°	38°
10.5K	10.6K	10.5K	10.4K	10.2K	9.9K	9.5K	9.0K	8.4K	7.8K	7.2K	6.6K	6.0K	5.5K	5.0K	4.4K	3.9K	3.3K	2.7K	2.2K
100%	100%	99%	98%	96%	93%	90%	85%	80%	74%	69%	63%	57%	52%	47%	42%	37%	31%	26%	21%

### Intensities in 180° c-plane

0°	2°	4°	6°	8°	10°	12°	14°	16°	18°	20°	22°	24°	26°	28°	30°	32°	34°	36°	38°
10.5K	10.0K	8.4K	6.4K	4.5K	3.0K	2.1K	1.5K	1.1K	0.9K	0.7K	0.5K	0.4K	0.3K	0.3K	0.2K	0.2K	0.1K	0.1K	0.1K
100%	94%	80%	60%	42%	29%	20%	14%	11%	8%	6%	5%	4%	3%	2%	2%	2%	1%	1%	1%

### Intensities in 270° c-plane

0°	2°	4°	6°	8°	10°	12°	14°	16°	18°	20°	22°	24°	26°	28°	30°	32°	34°	36°	38°
10.5K	10.6K	10.5K	10.4K	10.2K	9.9K	9.5K	9.0K	8.4K	7.8K	7.2K	6.6K	6.0K	5.5K	5.0K	4.4K	3.9K	3.3K	2.7K	2.2K
100%	100%	99%	98%	96%	93%	90%	85%	80%	74%	69%	63%	57%	52%	47%	42%	37%	31%	26%	21%

Beam angle 50%	Field angle 10%	Cutoff angle 2,5%	Intensity ratio in 120° cone	Intensity ratio in 90° cone
25.1°	49.7°	76.2°	90.8%	85.7%