

Light efficiency:



Light quality:



Color temperature:

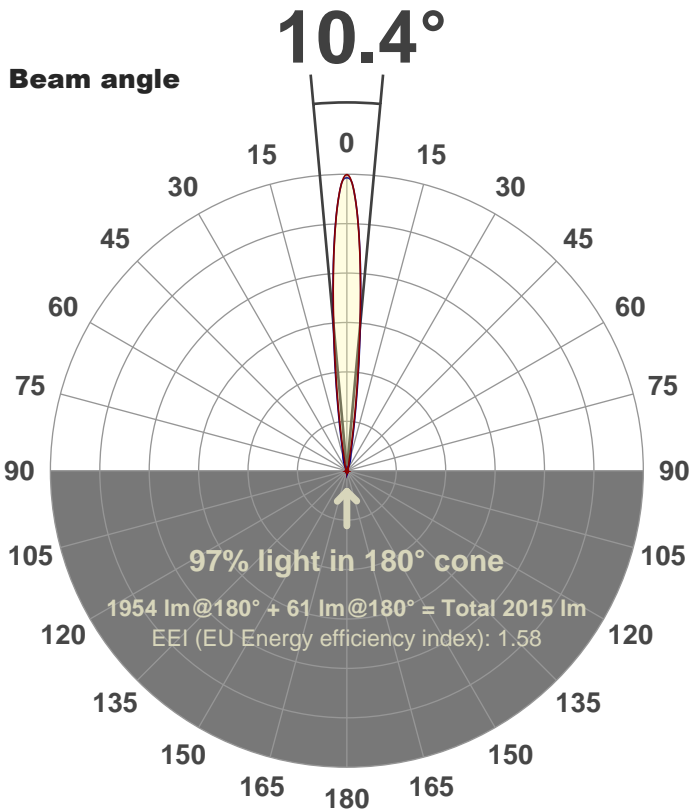


Output: 1954 lm

Peak: 34119 cd

Power: 206 W

PF: 1.0



Product name:

FL200-CM-RGBW-IM-10-ELV-SM-RED

Date and time:

27-Aug-18 5:02:46 PM

Additional Information:

LED: RGBW

FIXTURE: FL200

FILM: 250270 (10°)

COLOR-AMP: ON

STABILIZED: YES

COLOR (RGBW): RED

PERFORMED BY: ABDULLAH QURESHI

Color

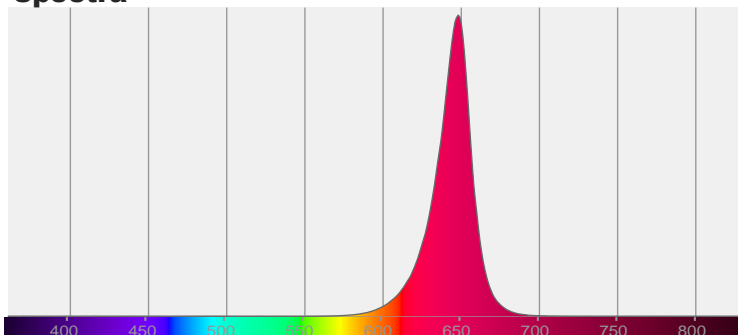


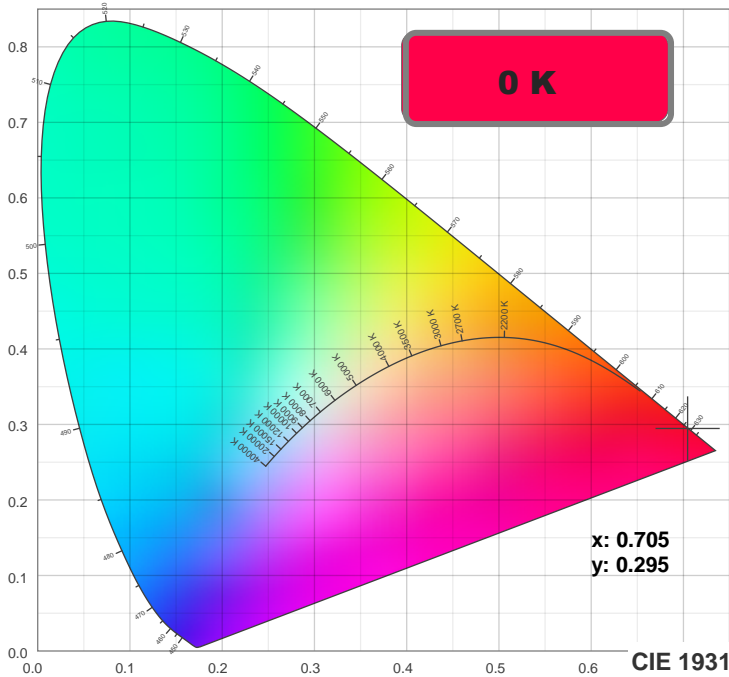
CIE 1931

x: 0.705

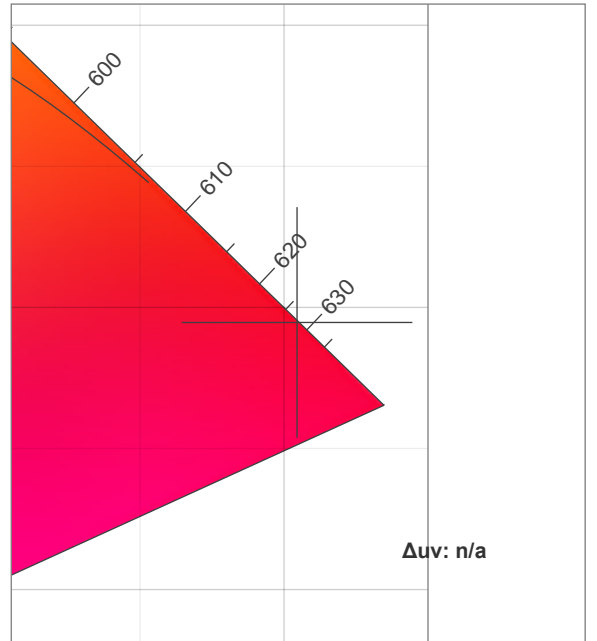
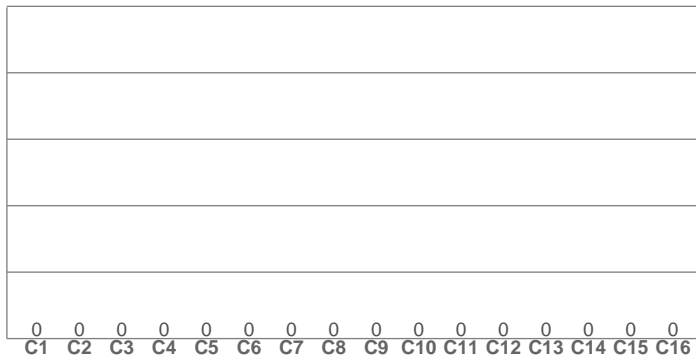
y: 0.295

Spectra

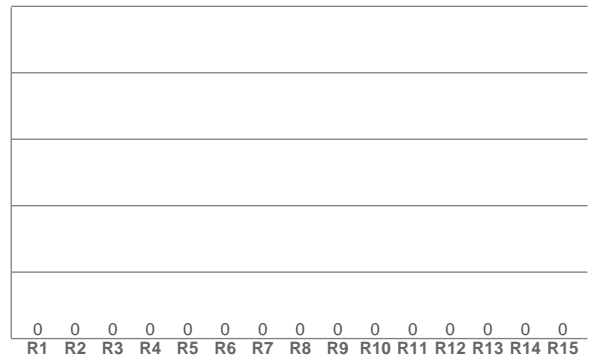




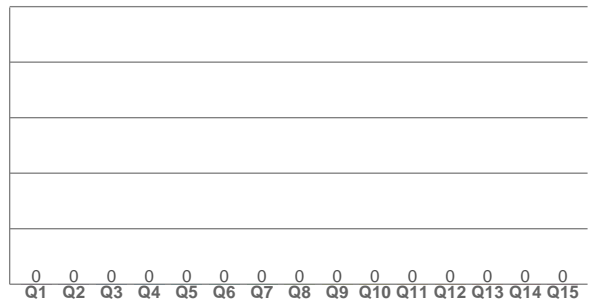
TM30: 0.0



CRI: 0.0 (R1-R8)



CQS: 0.0



CRI R values, only R1-R8 are used to calculate final CRI value

R1	R2	R3	R4	R5	R6	R7	R8	R9	R10	R11	R12	R13	R14	R15
0.0	0.0	0.0	0.0	0.0	0.0	0.0	0.0	0.0	0.0	0.0	0.0	0.0	0.0	0.0

TM30 C values, 16 binned values out of total of 99 C values

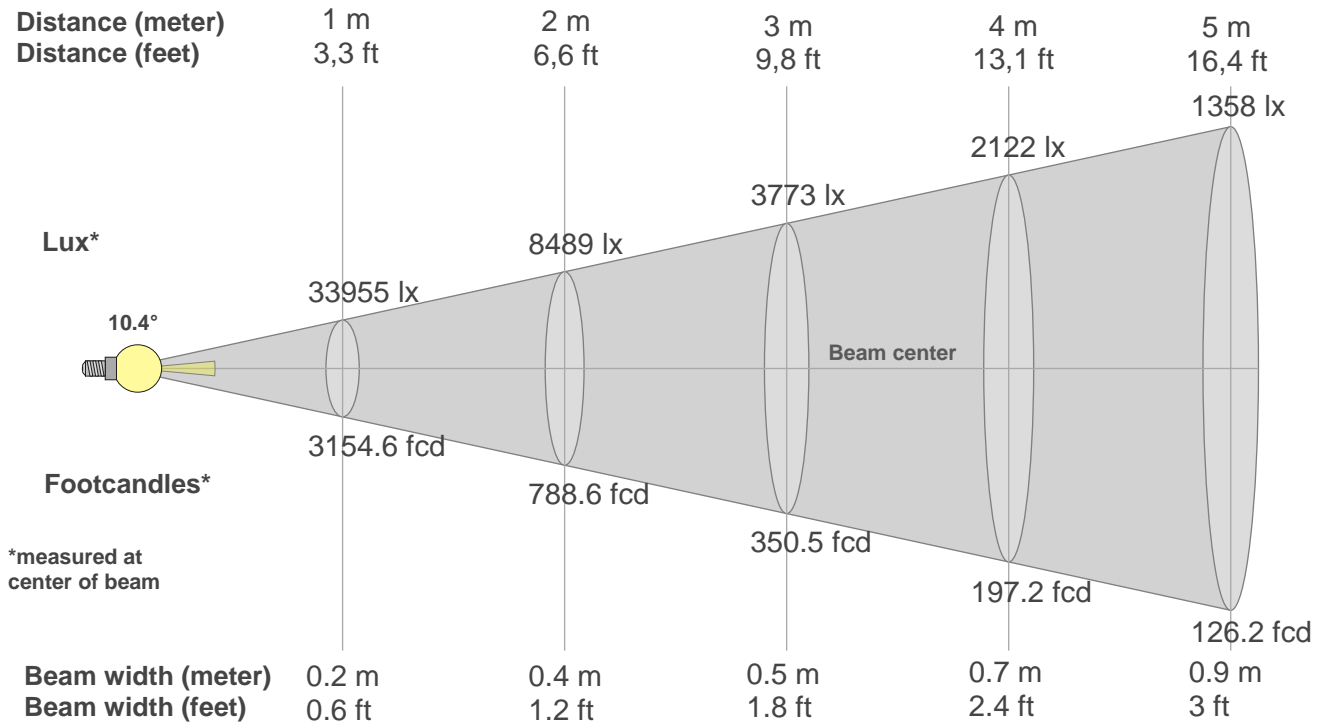
C1	C2	C3	C4	C5	C6	C7	C8	C9	C10	C11	C12	C13	C14	C15	C16
0.0	0.0	0.0	0.0	0.0	0.0	0.0	0.0	0.0	0.0	0.0	0.0	0.0	0.0	0.0	0.0

CQS Q values

Q1	Q2	Q3	Q4	Q5	Q6	Q7	Q8	Q9	Q10	Q11	Q12	Q13	Q14	Q15
0.0	0.0	0.0	0.0	0.0	0.0	0.0	0.0	0.0	0.0	0.0	0.0	0.0	0.0	0.0

Color parameters

Color temperature	Color rendering index	Red component	Color fidelity	Color gamut	Color quality scale	Color coordinate cie 1931	Color coordinate cie 1931	Color coordinate	Color coordinate	Color deviation from black body
CCT	CRI	CRI R9	TM30 Rf	TM30 Rg	CQS	x	y	u	v	Δuv
0 K	0.0	0.0	0.0	0.0	0.0	0.705	0.295	0.550	0.345	n/a



Beam intensities from 1-20m

1m	2m	3m	4m	5m	6m	7m	8m	9m	10m	11m	12m	13m	14m	15m	16m	17m	18m	19m	20m
3.3ft	6.6ft	9.8ft	13.1ft	16.4ft	19.7ft	23ft	26.2ft	29.5ft	32.8ft	36.1ft	39.4ft	42.7ft	45.9ft	49.2ft	52.5ft	55.8ft	59.1ft	62.3ft	65.6ft
33955lx	8489lx	3773lx	2122lx	1358lx	943lx	693lx	531lx	419lx	340lx	281lx	236lx	201lx	173lx	151lx	133lx	117lx	105lx	94lx	85lx
3154.6fcd	788.6fcd	350.5fcd	197.2fcd	126.2fcd	87.6fcd	64.4fcd	49.3fcd	38.9fcd	31.5fcd	26.1fcd	21.9fcd	18.7fcd	16.1fcd	14fcd	12.3fcd	10.9fcd	9.7fcd	8.7fcd	7.9fcd

Intensities in 0° c-plane

0°	1°	2°	3°	4°	5°	6°	7°	8°	9°	10°	11°	12°	13°	14°	15°	16°	17°	18°	19°
34.0K	33.2K	30.8K	27.0K	22.5K	17.8K	13.4K	9.6K	6.6K	4.4K	3.0K	2.0K	1.5K	1.2K	1.0K	0.9K	0.8K	0.8K	0.7K	0.7K
100%	98%	91%	80%	66%	52%	39%	28%	20%	13%	9%	6%	4%	3%	3%	3%	2%	2%	2%	2%

Intensities in 90° c-plane

0°	1°	2°	3°	4°	5°	6°	7°	8°	9°	10°	11°	12°	13°	14°	15°	16°	17°	18°	19°
34.0K	33.1K	30.7K	27.1K	22.7K	18.1K	13.9K	10.3K	7.5K	5.4K	4.0K	3.0K	2.5K	2.1K	1.9K	1.7K	1.6K	1.5K	1.4K	1.2K
100%	98%	90%	80%	67%	53%	41%	30%	22%	16%	12%	9%	7%	6%	6%	5%	5%	4%	4%	4%

Intensities in 180° c-plane

0°	1°	2°	3°	4°	5°	6°	7°	8°	9°	10°	11°	12°	13°	14°	15°	16°	17°	18°	19°
34.0K	33.2K	30.8K	27.0K	22.5K	17.8K	13.4K	9.6K	6.6K	4.4K	3.0K	2.0K	1.5K	1.2K	1.0K	0.9K	0.8K	0.8K	0.7K	0.7K
100%	98%	91%	80%	66%	52%	39%	28%	20%	13%	9%	6%	4%	3%	3%	3%	2%	2%	2%	2%

Intensities in 270° c-plane

0°	1°	2°	3°	4°	5°	6°	7°	8°	9°	10°	11°	12°	13°	14°	15°	16°	17°	18°	19°
34.0K	33.1K	30.7K	27.1K	22.7K	18.1K	13.9K	10.3K	7.5K	5.4K	4.0K	3.0K	2.5K	2.1K	1.9K	1.7K	1.6K	1.5K	1.4K	1.2K
100%	98%	90%	80%	67%	53%	41%	30%	22%	16%	12%	9%	7%	6%	6%	5%	5%	4%	4%	4%

Beam angle 50%	Field angle 10%	Cutoff angle 2,5%	Intensity ratio in 120° cone	Intensity ratio in 90° cone
10.4°	19.9°	35.5°	91.6%	88.2%