

**Light efficiency:**



**Light quality:**



**Color temperature:**




**Output: 282 lm**

**Peak: 61.0 cd**

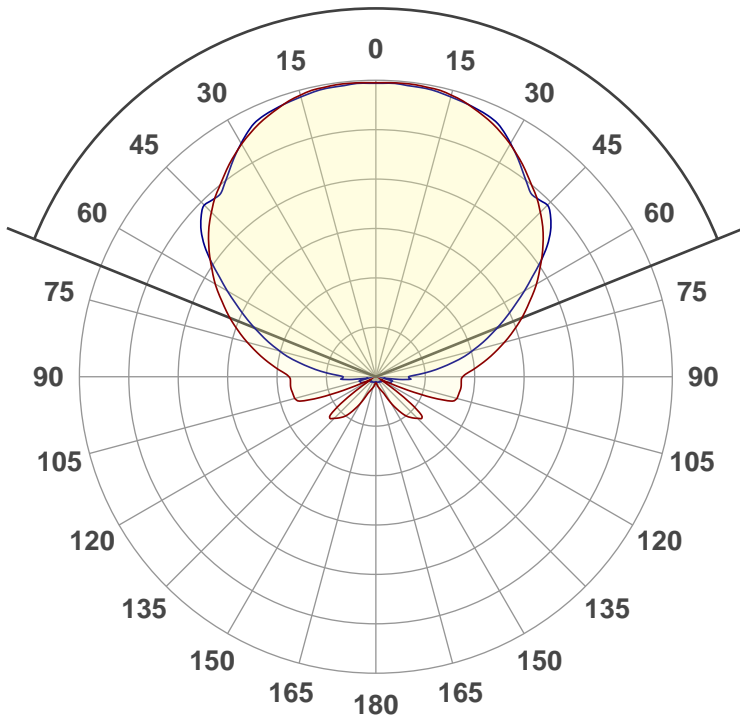
**Power: 4.6 W**

**PF: 1.0**




**136.1°**

**Beam angle**



**Color**



**CIE 1931**  
**x: 0.384**  
**y: 0.377**

**Product name:**

**HL-DL-MONO-300-5W-4000K-ELV-FLAT**

**Date and time:**

**04-Sep-18 4:07:48 PM**

**Additional Information:**

**LED: MONO 4000K**

**FIXTURE: HL 300MM**

**LENS: YES**

**PROFILE: HL-DL**

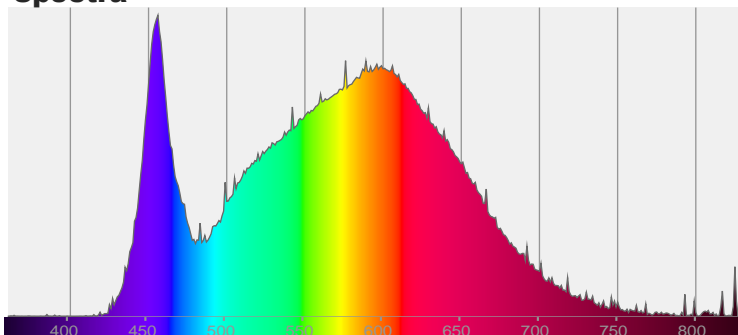
**DIFFUSER: FLAT**

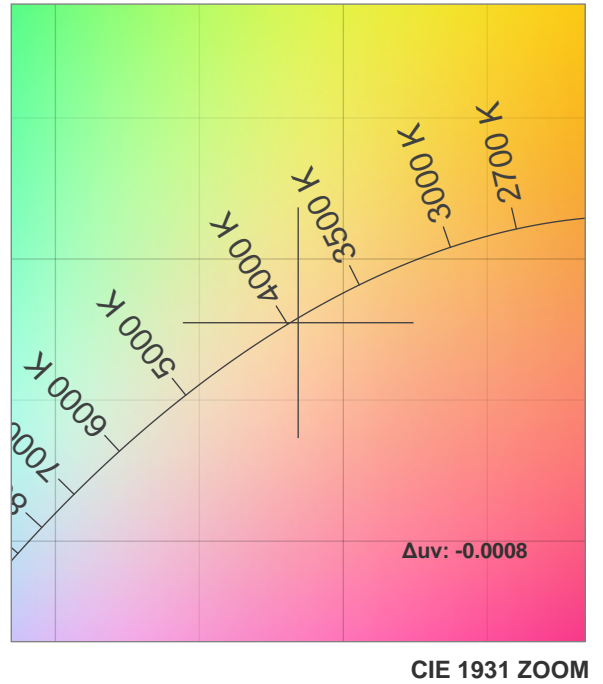
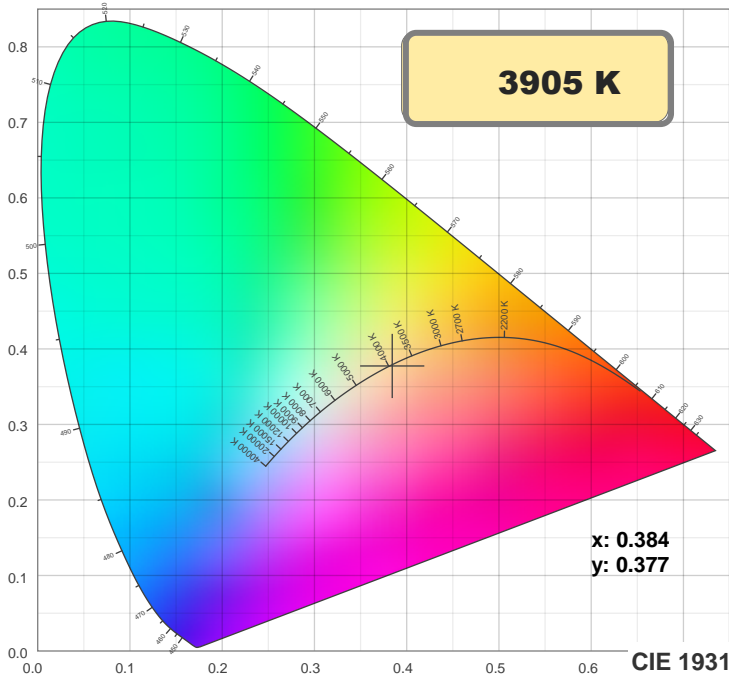
**STABILIZED: YES**

**LUMINANCE: 4562 cd/m2**

**PERFORMED BY: ABDULLAH QURESHI**

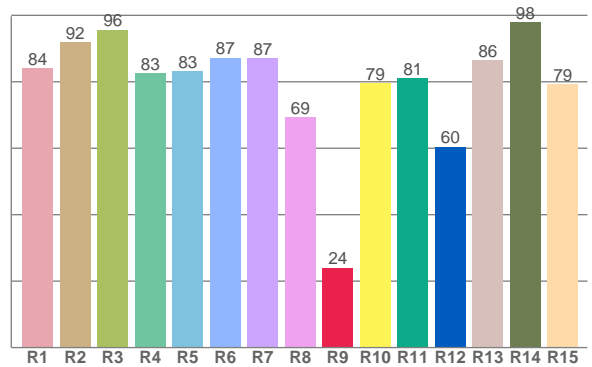
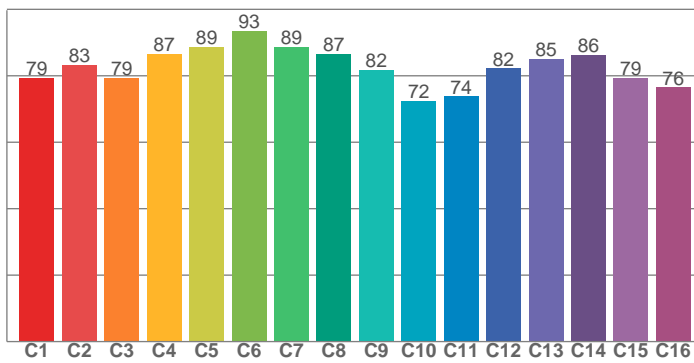
**Spectra**





**TM30: 82.4**

**CRI: 85.2 (R1-R8)**



**CRI R values, only R1-R8 are used to calculate final CRI value**

R1	R2	R3	R4	R5	R6	R7	R8	R9	R10	R11	R12	R13	R14	R15
84.2	91.9	95.7	82.6	83.2	87.2	87.2	69.3	24.0	79.5	81.1	60.5	86.5	97.9	79.2

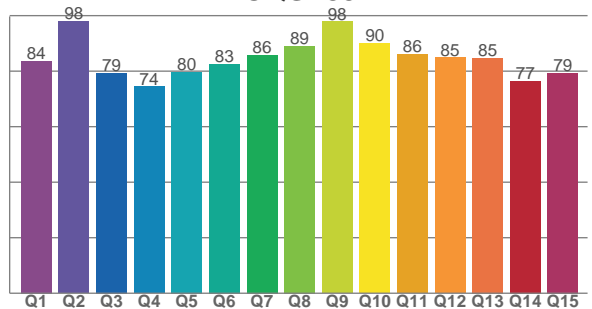
**TM30 C values, 16 binned values out of total of 99 C values**

C1	C2	C3	C4	C5	C6	C7	C8	C9	C10	C11	C12	C13	C14	C15	C16
79.4	83.3	79.4	86.7	88.7	93.5	88.7	86.6	81.7	72.4	73.8	82.2	85.1	86.3	79.4	76.5

**CQS Q values**

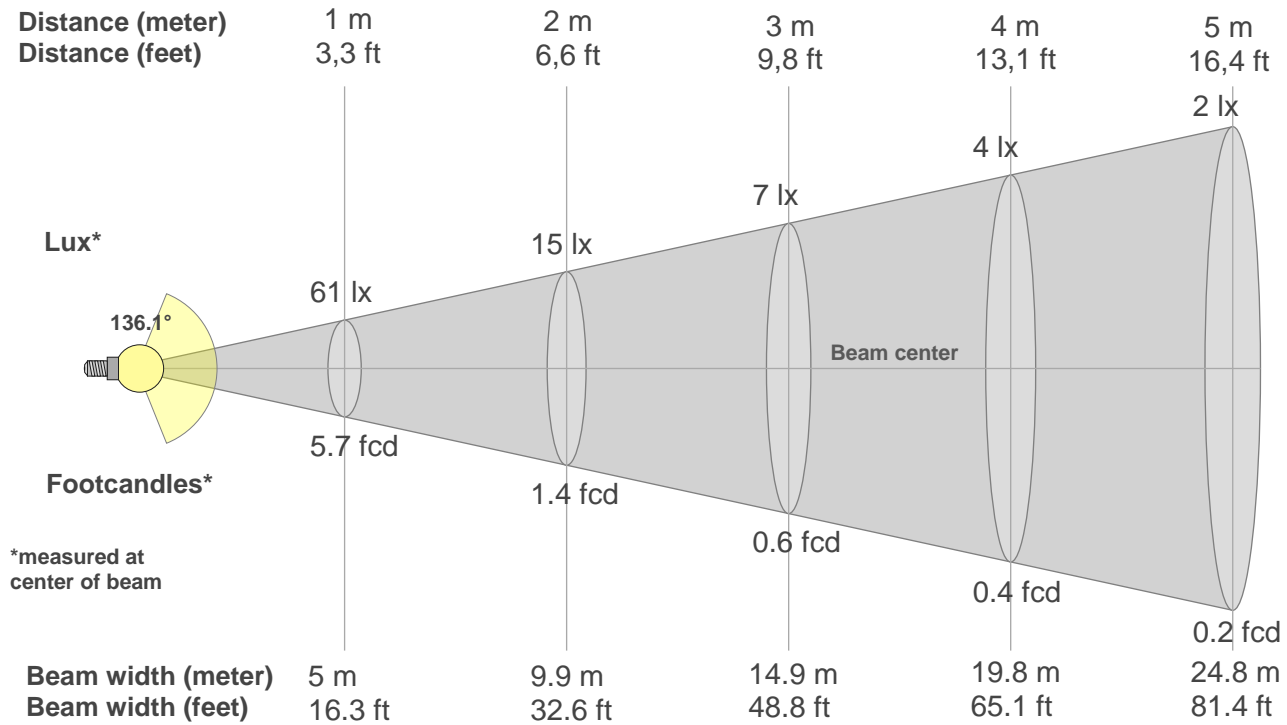
Q1	Q2	Q3	Q4	Q5	Q6	Q7	Q8	Q9	Q10	Q11	Q12	Q13	Q14	Q15
83.6	97.9	79.4	74.4	79.7	82.6	85.8	89.1	97.8	90.0	86.1	84.9	84.8	76.5	79.3

**CQS: 83.4**



## Color parameters

Color temperature	Color rendering index	Red component	Color fidelity	Color gamut	Color quality scale	Color coordinate cie 1931	Color coordinate cie 1931	Color coordinate	Color coordinate	Color deviation from black body
CCT	CRI	CRI R9	TM30 Rf	TM30 Rg	CQS	x	y	u	v	Δuv
3905 K	85.2	24.0	82.4	95.2	83.4	0.384	0.377	0.227	0.335	-0.0008



### Beam intensities from 1-20m

1m	2m	3m	4m	5m	6m	7m	8m	9m	10m	11m	12m	13m	14m	15m	16m	17m	18m	19m	20m
3.3ft	6.6ft	9.8ft	13.1ft	16.4ft	19.7ft	23ft	26.2ft	29.5ft	32.8ft	36.1ft	39.4ft	42.7ft	45.9ft	49.2ft	52.5ft	55.8ft	59.1ft	62.3ft	65.6ft
61lx	15lx	7lx	4lx	2lx	2lx	1lx	1lx	1lx	1lx	1lx	0lx	0lx	0lx	0lx	0lx	0lx	0lx	0lx	0lx
5.7fcd	1.4fcd	0.6fcd	0.4fcd	0.2fcd	0.2fcd	0.1fcd	0.1fcd	0.1fcd	0.1fcd	0fcd	0fcd	0fcd	0fcd	0fcd	0fcd	0fcd	0fcd	0fcd	0fcd

### Intensities in 0° c-plane

0°	9°	18°	27°	36°	45°	54°	63°	72°	81°	90°	99°	108°	117°	126°	135°	144°	153°	162°	171°
60.8	61.0	59.8	56.9	52.8	48.2	42.6	36.2	29.7	23.4	18.1	17.7	16.3	1.7	6.7	12.2	9.5	4.6	2.6	1.8
100%	100%	98%	93%	87%	79%	70%	59%	49%	38%	30%	29%	27%	3%	11%	20%	16%	8%	4%	3%

### Intensities in 90° c-plane

0°	9°	18°	27°	36°	45°	54°	63°	72°	81°	90°	99°	108°	117°	126°	135°	144°	153°	162°	171°
60.8	60.6	59.6	57.5	52.0	50.2	42.9	32.2	23.5	14.7	7.0	1.9	3.4	2.4	1.5	1.4	1.3	1.2	1.2	1.2
100%	100%	98%	95%	86%	83%	71%	53%	39%	24%	11%	3%	6%	4%	2%	2%	2%	2%	2%	2%

### Intensities in 180° c-plane

0°	9°	18°	27°	36°	45°	54°	63°	72°	81°	90°	99°	108°	117°	126°	135°	144°	153°	162°	171°
60.8	61.0	59.8	56.9	52.8	48.2	42.6	36.2	29.7	23.4	18.1	17.7	16.3	1.7	6.7	12.2	9.5	4.6	2.6	1.8
100%	100%	98%	93%	87%	79%	70%	59%	49%	38%	30%	29%	27%	3%	11%	20%	16%	8%	4%	3%

### Intensities in 270° c-plane

0°	9°	18°	27°	36°	45°	54°	63°	72°	81°	90°	99°	108°	117°	126°	135°	144°	153°	162°	171°
60.8	60.6	59.6	57.5	52.0	50.2	42.9	32.2	23.5	14.7	7.0	1.9	3.4	2.4	1.5	1.4	1.3	1.2	1.2	1.2
100%	100%	98%	95%	86%	83%	71%	53%	39%	24%	11%	3%	6%	4%	2%	2%	2%	2%	2%	2%

Beam angle 50%	Field angle 10%	Cutoff angle 2,5%	Intensity ratio in 120° cone	Intensity ratio in 90° cone
136.1°	262.8°	322.1°	56.4%	36.0%